



Annual Report 2006-07

वार्षिक प्रतिवेदन

CENTRAL INFORMATION COMMISSION

TABLE OF CONTENTS

Table of contents	i-ii
List of Tables	ii-iii
List of Figures	iii
EXECUTIVE SUMMARY	iv-v
Table A: Year wise comparison of Annual Report in a Nutshell	v-vi
CHAPTER 1: Emergence of RTI Regime in India- An Overview	1
1.1 Constitution of Central Information Commission	1
1.2 Dates of Notification	2
1.3 Appointments of CIC/ICs	2
1.4 Eligibility criteria and the process of appointment of the Chief Information Commissioner/Information Commissioners	2
1.5 Term of office and other service conditions of the Chief Information Commissioner/ Information Commissioner	2
1.6 Removal of the Chief Information Commissioner or an Information Commissioner	3
1.7 Powers and Functions of the Information Commissions	4
1.8 Appeals	5
1.9 Penalties	6
1.10 Infrastructure	7
1.11 Personnel and Organizational Structure of CIC	7
1.12 Budget of the CIC during 2006-2007	7
1.13 The number of RTI petitions received and decided by the Commission during the financial year 2006-07	8
1.14 Public Authorities	8
1.15 Information Dissemination by Central Information Commission	9
1.16 Use of Video Conferencing technology for reducing cost to Citizens	9
1.17 Workshop/ Seminar/ Invited lectures attended / delivered by CIC and ICs	10
1.18 CIC and Academic Institutions	12
1.19 CIC decisions reported by media	13
CHAPTER 2: The Right to Information : Working of CIC	19
2.1 Introduction: Salient features of the Act	19
2.2. Definitions	19
2.3 Right to Information and Obligations of Public Authorities	21
2.4 Designation of Public Information Officers	22
2.5 Request for obtaining information	23
2.6 Disposal of Request	23
2.7 Exemption from disclosure of information	24
2.8 Grounds for rejection to access in certain cases	25
2.9 Severability	25
2.10 Third party information	25
2.11 The RTI Act 2005 – Processes	26
2.12 Appeals received by Public Authorities during 2006-07	27
2.13 Quarter-wise number of appeals and complaints registered with the Central Information Commission during 2006-07.	27
2.14 Classification of appeals and complaints registered with the Central Information Commission	27
2.15 Decisions of the Central Information Commission on Complaints and Appeals	27
2.16 Show cause during 2006-07	27
2.17 Profile of Appellants	28
2.18 Penalties imposed by Central Information Commission	29
2.19 Compensation awarded to appellants by Central Information Commission under Section 19(8) (b)	29

CHAPTER 3: Overview of the Implementation of the RTI Act, 2005	35
3.1. Introduction	35
3.2 Top 10 Ministries in terms of RTI Requests Received during 2006-07	36
3.3 Top 10 Ministries in Terms of RTI Requests Rejected	38
3.4 Ministries with 100% disposal of the Requests	38
3.5 Fee Collected by 10 Top Ministries	42
3.6 Ministries that disposed 100% Appeals	42
CHAPTER 4: Significant Initiatives by Ministries/Departments/Public Authorities and Suggestions for Reforms	49
4.1 Introduction	49
4.2 Part I- Significant Initiatives Undertaken By Public Authorities	49
4.3 Part II- Suggestion For Reforms By Public Authorities	49
CHAPTER 5: Recommendations of Central Information Commission for Reform	55
5.1 Introduction	55
5.2 Recommendations under Section 25(5)	55
5.3 Observations	57
5.4. General Recommendation	59
5.5 National Convention on 'One Year of RTI'	60
Annexure:	
Annexure A: Notification of CIC	14
Annexure B: Organizational structure of CIC	15
Annexure C: List of Ministry/ Department/ Organization	16
Annexure D: List of number CAPIOs/ CPIOs/ AAs during 2006-2007	18
Annexure E: Penalties imposed by the CIC u/s 20 (1) of RTI Act during 2006-07	30
Annexure F: Recommendation of disciplinary action by the CIC u/s 20 (2) of RTI Act during 2006-07	32
Annexure G: Compensation awarded by the CIC u/s 19 (8) (b) of RTI Act during 2006-07	34
Annexure 1: Ministry-wise/ Public Authority-wise abstract of Annual Returns	63
Annexure 2: Ministry-wise lists of public authorities who have not submitted Annual Return [Section 25(3) Details] during 2006-2007	119
Annexure 3: Ministry-wise abstract of Annual Returns (in descending order of number of requests received)	127
Annexure 4: Ministry-wise abstract of Annual Returns (in descending order of number of requests rejected)	134
Annexure 5: Outcome and Recommendations of the National Convention on 'One Year of RTI'	139
List of Tables	
Table 1.1: Budget of CIC	9
Table 1.2: RTI petitions received during 2006-2007	9
Table 1.3. Video Conference based hearing during 2006-07	11
Table 2.1: Show cause against Appeals / Complaints during 2006-07	35
Table 2.2: Quarter wise profile of appellants during 2006-2007	35
Table 3.1: Top ten ministries in terms of RTI requests received in 2006-2007	46
Table 3.2: Top ten Ministries in Terms of Number of RTI Requests rejected Under various sections in 2006-2007	48
Table 3.3: List of Ministries/ Departments that have disposed 100% requests in the year 2006-07	49
Table 3.4: All the remaining Ministries and percentage of request disposed during 2006-2007	50

Table 3.5:	Top ten Ministries and percentage of request disposed in Year 2006-07	51
Table 3.6:	The top 10 Ministered in terms of fees collected by them during 2006-2007	53
Table 3.7:	Ministries that disposed 100% appeals in Year 2006-07	54
Table 3.8:	Ministries that disposed maximum percentage of appeals in Year 2006-07	55
Table 3.9:	Top ten ministries in terms of RTI appeals received in 2006-2007	56
Table 3.10:	List of Public Authorities which have received at least 50 appeals but Rejected None during 2006-07	57
Table 3.11:	List of Prominent Ministries which have received 3 percent of the total RTI requests or more during 2006-07	59
Table 4.1:	Suggestions/Recommendations received from Ministries/Departments	63

List of Figure

Figure 1:	CIC Website home page at the time of launch	9
Figure 2:	CIC as reported in dailies	15
Figure 3:	Show cause against Appeals / Complaints during 2006-07	35
Figure 4:	Overall profile of appellants during 2006-2007	36
Figure 5:	Top ten Ministries in terms of request received in year 2006-07.	47
Figure 6:	Top ten Ministries and percentage of Requests disposed in year 2006-07	52

Executive Summary

Citizens exercising Right to Information have substantially grown in numbers, complexion, and stature during 2006-07, which was the first full year of implementation of RTI Act. There was an overwhelming response by the people, as the number of information seekers increased by 7 times over the previous year 2005-06. This demonstrates the success of RTI Act in creating conditions for free flow of information and knowledge, as envisioned by the Parliament in passage of RTI Act. The role of CIC, as a regulator and educator, is critical in so far, as taking tough action against those bodies that violate the provisions of the Act and providing guidance to the Public Authorities for promotion of open government. The annual report is an analysis of growth and impact of the activities of the Central Information Commission. The contents of the report present the analysis of activities of the Central Information Commission as mandated under section 25(3) of the RTI Act. The summary of findings is presented in the following paragraphs.

- i. **The number of requests made to each Public Authority (Vide: Section 25(3)(a) of RTI Act):** The period under report witnessed exponential increase in the number of requests (1,71,404) received by Public Authorities. If all ministries are taken together the number of requests received in year 2006-07 are 7 times over previous year. This increase will rise to more than 8 times if comparison is made for top ten ministries. The number of requests received by Public Authorities of top ten Ministries in year 2006-07 were 1,38,501 in comparison to 16,680 during 2005-06.
- ii. **Rejection of the Requests (Vide: Section 25(3)(b) of RTI Act):** Out of 1,14,724 requests received by top 5 Ministries only 8.98% requests are rejected during 2006-07 in comparison to rejection of 26.5% requests by top five Ministries under different sections in the previous year. When all ministries are considered together, only 8.98% requests received are rejected in the year 2006-07 in comparison to 13.9% in the previous year. The major rejections were under Section 8 of "RTI Act 2005" followed by under section 11, 24 and 9. On an average, authorities under different Ministries disposed 66% of the requests received in Year 2006-07.
- iii. **Number of appeals/ complaints decided by the Central Information Commission (Vide: Section 25(3)(c) of RTI Act):** Total number of appeals or complaints received by CIC were 6839 during 2006-07 (1156 in Quarter-I, 1483 in Quarter-II, 1583 in Quarter-III, and 2617 in Quarter-IV). The total number of Appeals received by Public Authorities during 2006-07 was 15298. Out of these 8466 (74.93%) appeals were accepted by Public Authorities and 4888 (31.95%) were rejected.
- iv. **Disciplinary action taken (Vide: Section 25(3)(d) of RTI Act):** The total number of show cause notices issued against various public information officers by Central Information Commission for not being able to comply with the provisions of RTI Act during 2006-07 were 259. Out of these 259 cases penalties are imposed in 24 cases under section 20 (1) of the RTI Act and also recovered in 12 cases. In addition Section 20 (2) was invoked in 8 cases. Further compensation was awarded to 12 appellants by the Central Information Commission under Section 19(8) of RTI Act.
- v. **Collection of Charges by Public Authority (Vide: Section 25(3)(e) of RTI Act):** All the Ministries/ Departments/ Apex level Offices taken together collected Rs 30, 71,167 in the year 2006-07. In the year 2005-06, the amount collected was Rs.5, 08,490. There is six times increase in the amount collected in year 2006-07 over the previous year. Top 10 Ministries collected a total of Rs 22,82,984 (74.33% of the total) in the year 2006-07.
- vi. **Disposal of the Appeals (Vide: Section 25 (3)(c) of RTI Act):** All the Ministries/ Departments/ Apex level Offices, on an average, disposed 75% of the appeals received during the year 2006-07. Out of 57 Ministries/ Departments/ Apex Level Offices, 22 Ministries have disposed 100% appeals during the year and 65 Public Authorities have received more than 50 appeals.

- vii. **Implementation of the Act (Vide: Section 25 (3)(f) of RTI Act):** Efforts taken by Public Authorities to administer and implement the spirit and intention of RTI Act, include launching of website to disseminate information with respect to Act and developing Public Grievance Redressal and Monitoring System (PGRMS) by some Ministries. Suggestions were received from Public Authorities about increasing fee for seeking information, for filing first and second appeals, increase in time to respond for older records, and taking up more capacity building programmes.
- viii. **Recommendations for Reforms etc (Vide: Section 25(3)(g) of RTI Act):** Central Information Commission has made valuable recommendations for reforms and with respect to specific Ministries with a view to make RTI Act more effective. The recommendations include (a) streamlining the procedure of dealing with RTI applications, (b) strengthening of the staff for efficient disposal of RTI applications, (c) implementation of homogeneous fees structure, (d) full conformance with spirit of RTI Act, (e) respect for dignity of citizens. In addition CIC made some observations with similar objectives. These observations are with respect to (a) promotion of employees of Public Authorities, (b) invasion of the privacy, (c) interpretations of rules and Act, (d) language issues, (e) communication issues, (f) adherence to record retention policies and process of weeding out information, (g) computerization, (h) training of the staff, and status of governing body and strengthening of staff grievances redressal system.

This report consists of five chapters and five Annexures consisting of data compiled for the year 2006-07. Chapter 1 is titled as "Emergence of RTI Regime in India – An Overview". It includes information about the RTI Act and summary statistics of Central Information Commission activities. Chapter 2 is titled as "The Right to Information: Working of CIC" and presents complete analysis of appeals disposed by CIC. Chapter 3 is named as "Overview of the Implementation of the RTI Act, 2005". It presents analysis of top ministries along with comparison with last year data. Chapter 4 consists of significant initiatives taken up by Ministries/Departments/ Apex Level Offices/ Public authorities and their suggestions for reforms. Last chapter 5 embodies the recommendations for reforms made by Central Information Commission under Section 25 of the RTI Act 2005 specific to Ministries/ Departments/ Apex level Offices. The analyzed data is mainly presented in the form of tables and pie charts.

Table A: Year wise comparison of Annual Report in a Nutshell

S.N	Annual Report in a Nutshell	2006-07	2005-06
1	Number of Ministries	48	47
2	Number of independent Departments	2	2
3	Number of apex-level independent offices	7	7
4	Total number of public authorities listed/registered in the database (Including Departments and apex-level offices)	1,404	938
5	Number of public authorities who submitted Annual Return	1,172 (83.47%)	837 (89.2%)
6	Total number of requests received under the Act	1,71,404	24,436
7	Total number of the rejected requests	15,388 (8.98%)	3,387 (13.9%)
8	Total number of cases where disciplinary action is taken in respect of administration of the Act	7	2
9	Total number of cases where penalty is levied	24	0
10	Total number of Cases where penalty is recovered	12	0
11	Total number of cases where compensation is awarded to Appellants.	12	0
12	Total amount of fees and additional charges collected	30,71,167	5,08,749
13	Average amount paid (fees + addl. charges) by the citizen per request	Rs. 17.91	Rs. 20.82
14	Total number of appeals received by the Commission	4533	451
15	Total number of appeals disposed of by the Commission	3103 (68.45%)	441 (97.8%)
16	Total number of complaints received by the Commission	2306	252
17	Total number of complaints disposed of by the Commission	971 (42.1%)	241 (95.6%)
18	Number of times provisions under various sections were invoked while rejecting the requests		

EXECUTIVE SUMMARY

(a)	Total number of times provisions under Section 8 were invoked	10,500	2,267
(b)	Total number of times provisions under Section 9 were invoked	80	27
(c)	Total number of times provisions under Section 11 were invoked	508	103
(d)	Total number of times provisions under Section 24 were invoked	420	40
(e)	Total number of times provisions under other sections, (i.e. under sections Other than 8, 9, 11&24) were invoked	5743	1,314

Chapter 1

EMERGENCE OF RTI REGIME IN INDIA -AN OVERVIEW

1.1 Constitution of Central Information Commission

- 1.1.1 The Central Government by notification in the Official Gazette constituted a body to be known as the Central Information Commission to exercise the powers conferred upon and to perform the functions assigned to it under RTI Act.
- 1.1.2 The composition of Central Information Commission as per the Act consists of-
- The Chief Information Commissioner; and
 - Such number of Central Information Commissioners, not exceeding ten, as may be deemed necessary.
 - The present Commission comprises of the Chief Information Commissioner and four Information Commissioners.
- 1.1.3 The Chief Information Commissioner and the Information Commissioners are appointed by the President of India on the recommendations of a Committee consisting of:
- The Prime Minister, who is the Chairperson of the Committee;
 - The Leader of the Opposition in the Lok Sabha; and
 - A Union Cabinet Minister to be nominated by the Prime Minister.

In the eventuality of the Leader of Opposition in the House of the People not been recognized as such, the Leader of the single largest group in opposition of the Government in the House of the People be deemed to be the Leader of Opposition.



Dr. Manmohan Singh Hon'ble PM and Sri Suresh Pachouri, Hon'ble Minister of State for Personnel Public Grievances and Pensions at the National Convention, 2006.



- 1.1.4 The general superintendence, direction and management of the affairs of the Central Information Commission is vested in the Chief Information Commissioner who is assisted by the Information Commissioners and may exercise all such powers and do all such acts and things which may be exercised or done by the Central Information Commission autonomously without being subjected to directions by any other authority under this Act.
- 1.1.5 The Chief Information Commissioner and the Information Commissioners are chosen from persons of eminence in public life with wide knowledge and experience in law, science and technology, social service, management, journalism, mass media or administration and governance.
- 1.1.6 The Chief Information Commissioner or an Information Commissioner as per the Act is not a Member of Parliament or Member of the Legislature of any State or Union Territory, as the case may be, or hold any other office of profit or connected with any political party or carrying on any business or pursuing any profession.
- 1.1.7 The Headquarters of the Central Information Commission, as per the Act, is Delhi and the Central Information Commission may, with the prior approval of the Central Government, establish offices at other places in India. Presently, Chief Information Commissioner is operating from Delhi only.
- 1.2 Date of Notification:** The present Central Information Commission was constituted by the Central Government through a Gazette Notification dated 11th October 2005. (Annexure A)
- 1.3 Appointments of CIC/ICs**
- a) The Central Information Commission includes 1 Chief Information Commissioner (CIC) and not more than 10 Information Commissioners (IC) who will be appointed by the President of India.
 - b) The Oath of Office is administered by the President of India according to the form set out in the First Schedule of the Act.
- 1.4 Eligibility criteria and the process of appointment of the Chief Information Commissioner/ Information Commissioners:**
- a) The Candidates for the Chief Information Commissioner/ Information Commissioners must be persons of eminence in public life with wide knowledge and experience in law, science and technology, social service, management, journalism, mass media or administration and governance.
 - b) The Chief Information Commissioner/ Information Commissioner shall not be a Member of Parliament or Member of the Legislature of any State or Union Territory. He shall not hold any other office of profit or connected with any political party or carrying on any business or pursuing any profession.
 - c) A Committee comprising of Prime Minister (Chair), Leader of the Opposition in the Lok Sabha and one Union Cabinet Minister to be nominated by the Prime Minister recommends the names for appointments of the Chief Information Commissioner and the Information Commissioners to the President of the Country.
- 1.5 Term of Office and other service conditions of the Chief Information Commissioner/ Information Commissioner:**
- a) The Chief Information Commissioner holds office for a term of five years from the date on which he enters upon his office and is not eligible for reappointment. Also no Chief Information Commissioner shall hold office as such after he has attained the age of sixty-five years.
 - b) The Chief Information Commissioner or an Information Commissioner shall, before he enters upon his office makes and subscribe before the President or some other

person appointed by him in that behalf, an oath of affirmation according to the form set out for the purpose in the First Schedule.

- c) The Chief Information Commissioner or an Information Commissioner may, at any time, by writing under his hand, addressed to the President, resign from his office:

Provided that the Chief Information Commissioner or an Information Commissioner may be removed in the manner specified under section 14.

- d) The Salaries and Allowances payable to and other terms and conditions of service of –

i. The Chief Information Commissioner are the same as that of the Chief Election Commissioner;

ii. An Information Commissioner are the same as that of an Election Commissioner:

Provided that if the Chief Information Commissioner or an Information Commissioner, at the time of his appointment is, in receipt of a pension, other than a disability, in respect of any previous service under the Government of India or under the Government of a State, his salary in respect of the service as the Chief Information Commissioner or an Information Commissioner shall be reduced by the amount of that pension including any portion of pension which was commuted and pension equivalent of other forms of retirement benefits excluding pension equivalent of retirement gratuity:

Provided further that if the Chief Information Commissioner or an Information Commissioner if, at the time of his appointment is, in receipt of retirement benefits in respect of any previous service rendered in a Corporation established by or under any Central Act or State Act or a Government Company owned or controlled by the Central Government or the State Government, his salary in respect of the service as the Chief Information Commissioner or an Information Commissioner shall be reduced by the amount of pension equivalent to the retirement benefits:

Provided also that the salaries, allowances and other conditions of the Chief Information Commissioner and the Information Commissioner shall not be varied to their disadvantage after their appointment.

1.6 Removal of the Chief Information Commissioner or an Information Commissioner:

- a) Subject to the provisions of sub-section (3) of the RTI Act, the Chief Information Commissioner or any Information Commissioner shall be removed from his Office only by the order of the President on grounds of proved misbehavior or incapacity, after the Supreme Court, on a reference made to it by the President, has, on inquiry, reported that the Chief Information Commissioner or any Information Commissioner, as the case may be, ought on such ground be removed.
- b) The President may suspend from office, and if deemed necessary prohibit also from attending the Office during inquiry, the Chief Information Commissioner or an Information Commissioner in respect of whom a reference has been made to the Supreme Court under sub-section (1) of the section 14 of RTI Act until the President has passed orders on receipt of the report of the Supreme Court on such reference.
- c) Notwithstanding anything contained in sub-section (1) of the section 14 of RTI Act, the President may, by order remove from office the Chief Information Commissioner or an Information Commissioner if the Chief Information Commissioner or an Information Commissioner, as the case may be,-
- Is adjudged insolvent; or
 - Has been convicted of an offence which, in the opinion of the President, involves moral turpitude; or



- Engages during his term of office in any paid employment outside the duties of his office; or
 - Is, in the opinion of the President, unfit to continue in office by reason of infirmity of mind or body; or
 - Has acquired such financial or other interests as are likely to affect prejudicially his functions as the Chief Information Commissioner or an Information Commissioner.
- d) If the Chief Information Commissioner or an Information Commissioner in any way, concerned or interested in any contract or agreement made by or on behalf of the Government of India or participates in any way in the profit thereof or in any benefit or emolument arising there from otherwise than as a member and in common with the other members of an incorporated company, he shall, for the purposes of sub-section (1) of the section 14 of the Act, be deemed to be guilty of misbehavior.

1.7 Powers and Functions of the Information Commissions

- a) Subject to the provisions of the Act, it shall be the duty of the Central Information Commission or State Information Commission, as the case may be, to receive and inquire into a complaint from any person,—
- Who has been unable to submit a request to a Central Public Information Officer, either by reason that no such officer has been appointed under this Act, or because the Central Assistant Public Information Officer, has refused to accept his or her application for information or appeal under this Act for forwarding the same to the Central Public Information Officer or the Senior Officer specified in sub-section (1) of section 19 or the Central Information Commission, as the case may be;
 - Who has been refused access to any information requested under this Act;
 - Who has not been given a response to a request for information or Access to information within the time limit specified under this Act;
 - Who has been required to pay an amount of fee which he or she considers unreasonable;
 - Who believes that he or she has been given incomplete, misleading or false information under this Act; and
 - In respect of any other matter relating to requesting or obtaining access to records under this Act.
- b) Where the Central Information Commission, is satisfied that there are reasonable grounds to inquire into the matter, it may initiate an inquiry in respect thereof.
- c) The Central Information Commission, shall, while inquiring into any matter under this Section, have the same powers as are vested in a civil court while trying a suit under the Code of Civil Procedure, 1908, in respect of the following matters, namely:—
- Summoning and enforcing the attendance of persons and compel them to give oral or written evidence on oath and to produce the documents or things;
 - Requiring the discovery and inspection of documents;
 - Receiving evidence on affidavit;
 - Requisitioning any public record or copies thereof from any Court or Office;
 - Issuing summons for examination of witnesses or documents; and
 - Any other matter which may be prescribed.

- d) Notwithstanding anything inconsistent contained in any other Act of Parliament or State Legislature, as the case may be, the Central Information Commission, during the inquiry of any complaint under this Act, may examine any record to which this Act applies which is under the control of any public authority, and no such record may be withheld from it on any grounds.



Dignitaries at dais during Inaugural Session of the National Convention 2006 at Vigyan Bhawan.

1.8 Appeals

- a) Any person who does not receive a decision within the time specified or is aggrieved by a decision of the Central Public Information Officer may within thirty days from the expiry of such period or from the receipt of such a decision prefer an appeal to such officer who is senior in rank to the Central Public Information Officer in each public authority: provided that such officer may admit the appeal after the expiry of the period of thirty days if he or she is satisfied that the Appellant was prevented by sufficient cause from filing the Appeal in time.
- b) Where an Appeal is preferred against an order made by a Central Public Information Officer, under section 11 to disclose third party information, the Appeal by the concerned third party shall be made within thirty days from the date of the Order.
- c) A Second Appeal against the decision shall lie within ninety days from the date on which the decision should have been made or was actually received, with the Central Information Commission: provided that the Central Information Commission, may admit the appeal after the expiry of the period of ninety days if it is satisfied that the Appellant was prevented by sufficient cause from filing the Appeal in time.
- d) If the decision of the Central Public Information Officer, against which an Appeal is preferred relates to information of a third party, the Central Information Commission, shall give a reasonable opportunity of being heard to that third party.
- e) In any Appeal proceedings, the onus to prove that a denial of a request was justified shall be on the Central Public Information Officer, who denied the request.



- f) An Appeal shall be disposed of within thirty days of the receipt of the Appeal or within such extended period not exceeding a total of forty-five days from the date of filing thereof, for reasons to be recorded in writing.
- g) The decision of the Central Information Commission, shall be binding.
- h) In its decision, the Central Information Commission, has the power to—
 - Require the public authority to take any such steps as may be necessary to secure compliance with the provisions of this Act, including—
 - By providing access to information, if so requested, in a particular form;
 - By appointing a Central Public Information Officer;
 - By publishing certain information or categories of information;
 - By making necessary changes to its practices in relation to the maintenance, management and destruction of records;
 - By enhancing the provision of training on the Right to Information for its functionaries;
 - By providing it with an Annual Report in compliance.
 - Require the public authority to compensate the Complainant for any loss or other detriment suffered;
 - Impose any of the penalties provided under the Act;
 - Reject the application.
- i) The Central Information Commission shall give notice of its decision, including any right of appeal, to the Complainant and the public authority.
- j) The Central Information Commission shall decide the appeal in accordance with procedures as prescribed.

1.9 Penalties

- a) Where the Central Information Commission, at the time of deciding any Complaint or Appeal is of the opinion that the Central Public Information Officer, has, without any reasonable cause, refused to receive an application for information or has not furnished information within the time specified in section 7 of the RTI Act, or malafidely denied the request for information or knowingly given incorrect, incomplete or misleading information or destroyed information which was the subject of the request or obstructed in any manner furnishing of the information, it shall impose a penalty of two hundred and fifty rupees per day till the application is received or information is furnished, so however, the total amount of such penalty shall not exceed twenty-five thousand rupees:

Provided that the Central Public Information Officer, is given a reasonable opportunity of being heard before any penalty is imposed on him:

Provided further that the burden of proving that he acted reasonably and diligently shall be on the Central Public Information Officer.
- b) Where the Central Information Commission, at the time of deciding any Complaint or Appeal is of the opinion that the Central Public Information Officer has, without any reasonable cause and persistently, failed to receive an application for information or has not furnished information within the time specified under Sub-section (1) of Section 7 of the RTI Act or malafidely denied the request for information or knowingly given incorrect, incomplete or misleading information or destroyed information which was the subject of the request or obstructed in any manner in furnishing the information, it may recommend disciplinary action against the Central Public Information Officer, under the service rules applicable to him.

1.10 Infrastructure

The Central Information Commission has its Headquarters in New Delhi. As per the Act other offices may be established in other parts of the country with the approval of the Government of India. The present postal addresses of the Central Information Commission are as under:

- Postal Address:

- Central Information Commission
2nd Floor, 'B' Wing
August Kranti Bhawan
Bhikaji Cama Place
New Delhi-110066, Phone: 011-26717354
- Central Information Commission
Club Building, 5th Floor, Block IV,
Old JNU Campus, New Delhi - 110 067
Phone: 26761137, 26105041 Fax: 26186536

1.11 Personnel and Organizational Structure of CIC

The total numbers of posts sanctioned for Central Information Commission as on 31.03.07 were 79. Out of 79 sanctioned posts 39 were filled and remaining 40 were vacant. In addition CIC has hired 5 consultants and 25 outsourced staff. The hierarchy of organizational structure of CIC which consists of the Chief Information Commission and Information Commissioners, Secretary cum registrar, Joint Secretaries cum additional registrars, deputy secretary cum joint registrar and other officers is presented in Annexure B:

1.12 Budget of the CIC during 2006-2007

The budget of the Central Information Commission for the year 2006-07 was Rs 5 crores in comparison to 0.8725 crores for the year 2005-06. The budget head description along with amount under different heads is given in Table 1.1.

Table 1.1: Budget of CIC

SN Budget head description	Budget 2005-06 ¹ (in thousand Rs)	Budget 2006-07 ² (In thousand Rs)
1. Salaries	1456	15600
2. Wages	159	1500
3. Over Time Allowance	0	200
4. Medical Treatment	0	1000
5. Domestic Travel Expenses	100	1000
6. Foreign Travel Expenses	0	1000
7. Office Expenses	6988	10000
8. Rent, Rates & Taxes	0	17500
9. Publication	0	1000
10. Other Administrative Expenses	0	200
11. Professional Services	22	1000
Total	8725	50000

¹ Reports of CIC

² www.cic.gov.in/RTI-Disclosures/RTI-Disclosure.pdf



1.13 The number of RTI petitions received and decided by the Commission during the financial year 2006 –07:

The opening balance of RTI petitions for each month, closing balance of RTI petitions for each month, and the number of RTI petitions received & disposed by the Commission for each month during the year 2006-07 are shown in table 1.2. On an average, 55.6% of the RTI petitions are disposed by the Commission during the year 2006-07. However, the opening balance of RTI petitions for the next year increased more than six times in comparison to year under report, that is 486 petitions as opening balance for the year 2006-07 has increased to 3251 petitions as opening balance for the year 2007-08. The reason is considerably high growth for numbers of RTI petitions received per month towards the end of the year as evident from the statistics presented in table 1.2. The increase in RTI petitions will continue in future as awareness of the RTI Act is increasing among the citizens. Even though the disposal rate has increased over months but challenge before the CIC is how to improve this rate further.

Table 1.2: RTI petitions received during 2006-2007

Month	Opening Balance	Closing Balance	Receipt	Disposal	Percentage of Monthly Disposal/ Receipt
Apr-06	486	638	249	97	38.9%
May-06	638	847	413	204	49.3%
Jun-06	847	1087	494	254	51.4%
Jul-06	1087	1310	507	284	56.4%
Aug-06	1310	1427	491	374	76.1%
Sep-06	1427	1587	485	325	67.0%
Oct-06	1587	1650	350	287	82.0%
Nov-06	1650	1863	509	296	58.1%
Dec-06	1863	2017	724	570	78.7%
Jan-07	2017	2379	721	359	49.7%
Feb-07	2379	2683	859	555	64.6%
Mar-07	2683	3251	1037	469	45.2%
Total			6839	4074	55.6%

1.14 Public Authorities

The RTI Annual Returns Data Base (RARDB) covered the Public Authorities falling within the jurisdiction of 48 Central Ministries, two independent departments (Department of Atomic Energy and Department of Space), and seven Apex level offices- Office of the Honorable President, Office of the Honorable Vice-President, the Prime Minister's Office (PMO), Cabinet Secretariat, Comptroller & Auditor General, Planning Commission, and Election Commission. The details of Central Ministries, independent Departments, and Apex level offices are given in Annexure C. In the year 2006-07 Ministry of Minority Affairs is added to the list of Central Ministries.

During the year under reports, total number of Public Authorities listed/ registered in the data base are 1404 in comparison to 938 during the year 2005-06.

RTI regime embedded in the Public Authorities comprises of 2759 Central First Appellate Authorities, 25035 Central Assistant Public Information Officers (CAPIOs), 7219 Central Public Information Officers (CPIOs) appointed by Public Authorities. The ministry wise details are presented in Annexure D.

1.15 Information Dissemination by Central Information Commission:

The Central Information Commission launched its web site (<http://www.cic.gov.in>) to make free access of information possible to the citizens of the country about its activities. The first launched home page is shown in Fig.1. Since then the website has been made more user friendly and comprehensive in terms of contents. Now anyone can access all information about RTI Act, RTI-MIS, decisions of CIC, status of Appeal and Complaints, CIC Tenders, CIC Notifications, cause list of CIC, press releases etc. Website has enabled an efficient means of communication between CIC and Citizens. It has made CIC more efficient, user friendly, transparent and open in functioning. It has made the task of information dissemination much simpler. Its utility can be further enhanced by making the same information available in National Language and also in regional languages.

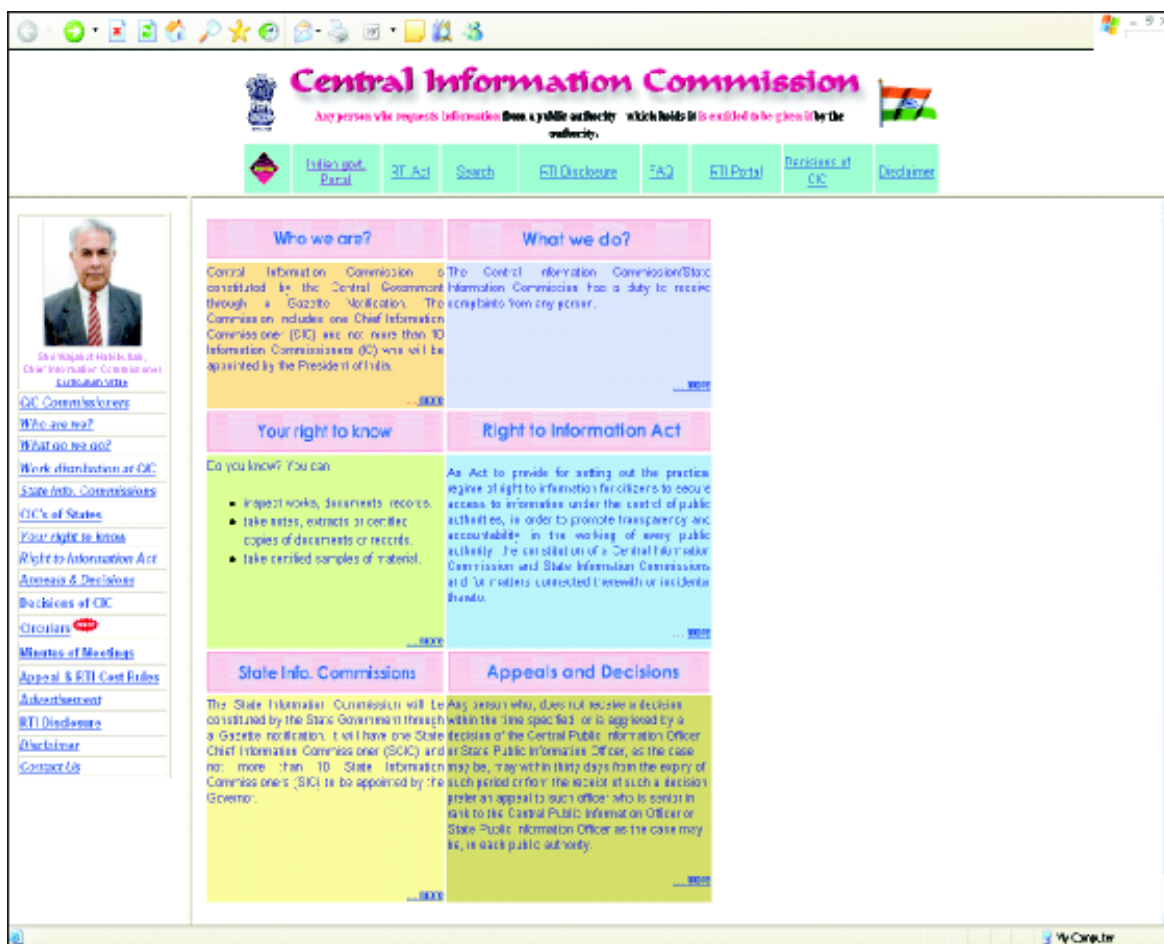


Figure 1: CIC Website home page at the time of launch

1.16 Use of Video Conferencing technology for reducing cost to Citizens

Central Information Commission is helping large segment of the information seekers in reducing cost by using video conferencing network for giving opportunity of hearing while discharging its responsibilities. CIC conducted first hearing using video conferencing facilities set up by National Information Center (NIC), New Delhi and NIC, Raipur. Appellant and respondents were at Raipur and bench comprising of CIC Sh. Wajid Habibullah and



Information Commissioner Prof. M.M. Ansari were at New Delhi. Since then CIC has conducted many hearings when ever there is need and depending on the availability of video conference infrastructure and hope to continue to do so in future. A selected list of video conference based hearing is given in table 1.3. This effort on part of CIC will save time and money of the citizens in seeking justice.

Table 1.3: Video Conference based hearing during 2006-07

S.N.	VC-ID	Date of VC	Time	Places	Bench
1	4648	12.05.06	11.00 AM	New Delhi & Raipur	CIC & IC (MA)
2	4765	09.06.06	11.30 AM	Bhopal	IC (MA) & IC (PB)
3	5028	06.07.06	04.00 PM	New Delhi & Nagpur	IC (PB)
4	4888	13.06.06	04.00 PM	New Delhi & Kolkata	CIC
5	4889	17.07.06	11.00 AM	New Delhi & Allahabad	CIC Full Bench{CIC, IC (PB), IC (MA), IC (OK)}
6	5098	21.07.06	03.30 PM	New Delhi & Chennai	
7	5119	27.07.06	12.00 N	Mumbai	CIC
8	5062	27.07.06	04.00 PM	New Delhi & Gandhinagar	CIC
9	5053	27.07.06	03.00 PM	New Delhi & Dehradun	CIC
10	5285	18.08.06	11.00 AM	New Delhi & Kolkata	IC (MA)
11	5270	28.08.06	12.00 N	Chamber of IC (OK) & Mumbai & Pune	IC (OK)
12	5409	30.08.06	01.00 PM	Bhubaneswar	IC (OK)
13	5435	07.09.06	11.00 PM	New Delhi & Nagpur	CIC
14	5796	20.11.06	01.00 PM	New Delhi & Kolkata	CIC
15	5794	20.11.06	12.30 PM	New Delhi & Gandhinagar	CIC
16	5877	08.12.06	11.00 AM	Jaipur & Hyderabad	CIC
17	5850	08.12.06	12.00 N	New Delhi & Mumbai	CIC
18	5851	11.12.06	11.00 AM	New Delhi & Kolkata	CIC
19	5878	14.12.06	04.00 PM	New Delhi & Bhopal	CIC
20	6117	03.01.07	04.30 PM	New Delhi & Mumbai	IC (OK)
21	6116	03.01.07	03.30 PM	New Delhi & Port Blair	IC (OK)
22	6328	09.02.07	11.00 AM	Mumbai & Thane	CIC
23	6331	21.02.07	04.00 PM	New Delhi & Nagpur	CIC
24	6605	08.03.07	04.30 PM	New Delhi & Gandhinagar	IC (OK)
25	6606	14.03.07	12.20 PM	New Delhi & Nagpur	CIC
26	6640	21.03.07	12.30 PM	New Delhi & Nagpur	CIC
27	6658	30.03.07	12.00 N	New Delhi & Chandigarh	CIC

1.17 Workshop/ Seminar/ Invited lectures attended / delivered by CIC and ICs

The Central Information Commission and Information Commissioners attended various workshops, seminars and delivered invited talks on subjects related RTI Act 2005 and other subjects related in various parts of the country as well as abroad.

Sh. Wajahat Habibullah, CIC

- Participated in programme of “**Industrial Management Academy**” on 22nd May, 2006 at Bangalore.
- Attended programme relating to RTI Act 2005 at PHD Chamber of Commerce on 7th June, 2006 at Bhopal.
- Attended programme “**RTI Act 2005**” on 24th & 25th July, 2006 at Hyderabad on invitation by Central University Hyderabad.

- iv. Attended seminar “**Right to Information Act 2005**” on 26th August, 2006 at Lucknow.
- v. Delivered “**SD Gupte Memorial Lecture**” on 29th August, 2006 at Mumbai.
- vi. Invited to share his view on RTI Act on 7th November, 2006 by Indian Merchant Chamber at Mumbai.
- vii. Attended program on RTI on 11th November, 2006 at Meerut.
- viii. CIC has attended similar programmes at Jodhpur on 16th December, 2006, at Gonda (UP) on 7th January, 2007 and at Varanasi on 17th & 18th February, 2007.
- ix. Attended “Conclave on Good Governance” on 19th December, 2006 at Jaipur.
- x. Visited United States of America from 2nd March to 9th March, 2007 to put forth India’s views on RTI Act at Harvard Business School and Brigham Young University, UT.

Prof. M.M. Ansari, Information Commissioner

- i. Attended a seminar as Faculty/ Speaker on “RTI Act 2005” on 17th February, 2007 at National Institute of Personal Management, Eastern Coalfields Limited, Distt-Burdwan, Gangtok, Sikkim.
- ii. Delivered an invited talk on “Value creation through HR” on 28th February, 2007, at Indian Oil Corporation Limited, IIPM Gurgaon.
- iii. Delivered an invited talk on the event of “Awareness Programmes on RTI Act 2005” on 2nd March, 2007 at Direct Taxes Regional Training Institute Income Tax Department, Mumbai.
- iv. Participated in “Public Awareness Programmes on RTI Act 2005” on 12th & 13th March, 2007 at UP Rabita Committee of Aligarh.
- v. Attended a seminar on “Problems and Possibilities under RTI Act 2005” on 25th March, 2007 at Jan Kalyan Upbhokta Samiti, Muzaffarnagar, UP.



Shri Wajahat Habibullah, CIC, sharing the dais after presenting awards in recognition of contribution of people in implementing RTI Act in Andhra Pradesh in 2006 & 2007.



1.18 CIC and Academic Institutions

As a result of proactive advocacy efforts mentioned above a group of 5 students -3 from India (Jamia Millia Islamia) and one each from Afghanistan and Bangladesh visited Central Information Commission as interns. They completed a successful stint of month duration with the commission. Their purpose of visit was to study the RTI, its uses in conflict resolution, functioning of the commission as it acts as an instrument of enhancing transparency.



Chief Central Information Commissioner Sri Wajahat Habibullah at the National Defence College.

Explain games expense: CIC

IOA, Delhi Govt Draw Flak Over Melbourne C'wealth Splurge

Himanshi Dhawan | TNN

New Delhi: Overruling the Indian Olympic Association's plea that it was not governed by the Right to Information (RTI) Act, the Central Information Commission (CIC) has directed the sports body to provide information on the expenses incurred at the Melbourne Commonwealth Games' closing ceremony in April.

The association and Delhi government had come under severe flak over the ceremony when it became public that the two organisations had spent more on roping in celebrities like Aishwarya Rai than on sportspersons.

Appellant Veeresh Malik had approached the IOA in April seeking details about the public information officers and the appellate authorities in the IOA. He had asked for audited accounts between 2004-2006 and particulars of expenses incurred by IOA for the Melbourne Games.

When he did not get any response, Malik approached the CIC. During the



RIGHT TO KNOW: Huge money was spent to rope in celebs for the closing ceremony

hearing, the IOA claimed that since it was not established by an Act of Parliament or any government notification, it could not be described as a public authority.

IOA was, in fact, established as a society under the Societies Registration Act and is an autonomous body under the supervision of the International

Olympic Committee. The nodal ministry, ministry of sports and youth affairs, however, revealed that Central and state government had given IOA Rs 320 lakh of the association's total budget of Rs 396 lakh. The CAG had also audited its accounts.

Information commissioner Padma Balasubramanian noted that since the IOA was "substantially funded" by the government and since it "discharges public functions... that it is the nodal agency through which alone citizens could participate in international sports, it should have no hesitation in keeping its functions transparent".

The CIC held that "being a public authority in terms of RTI, does not... in any way compromise its position or functioning in relation to the Olympic Charter".

The Central Information Commission has asked Indian Olympic Association to provide the required information and designate information officers. The sports ministry has been asked to ensure compliance.

Put on Net info RTI, govt told

1 year's Most Requests

KEY: tries/depts that have received the RTI requests

DEPT	REQUESTS	PERCENTAGE
Ministry of Tourism	4770	19.5%
Ministry of Railways	2665	10.9%
Ministry of Education	2504	10.2%
Ministry of Health	1722	7%
Ministry of Agriculture	7	0.3%

ment of tourism (120) and National Highways Authority of India (119). In another list, the CICs report reveals that the first five months of the first five months of RTI. And out of the 4,770 requests received by the finance ministry, 24.9% pertain to the Central Board of Excise and Customs. Finance ministry received 19.5% of the total number of requests, which is ahead of the next two railways and urban development, by a wide margin. While the urban development ministry got 10.9% of the requests, the railways ministry got 10.2%. The finance ministry received 36.65% of the requests relating to it. If it

Figure 2: CIC's Decisions reported by Media



Annexure A: Notification of CIC

(TO BE PUBLISHED IN PART II, SECTION 3, SUB-SECTION (ii) OF THE
GAZETTE OF INDIA, EXTRA ORDINARY, DATED THE 11TH OCTOBER, 2005)

Government of India
Ministry of Personnel, Public Grievances and Pensions
(Department of Personnel and Training)

.....

Notification

New Delhi, dated the 11th October, 2005

S.O.(E).--In exercise of the powers conferred by sub-sections (1) and (2) of section 12 of the Right to Information Act, 2005 (22 of 2005), the Central Government hereby constitute a body to be known as the Central Information Commission to exercise the powers conferred on, and to perform the functions assigned to, it under the said Act.

2. The Central Information Commission shall consist of the following, namely:-

- | | |
|-------------------------------|-----------------------------------|
| 1. Shri Wajahat Habibullah | ..Chief Information Commissioner. |
| 2. Shri A.N. Tiwari | ..Information Commissioner. |
| 3. Shri O.P. Kejariwal | ..Information Commissioner. |
| 4. Shri M.M. Ansari | ..Information Commissioner. |
| 5. Smt. Padma Balasubramanian | ..Information Commissioner. |

3. The Chief Information Commissioner and the Information Commissioners shall be for a term of five years or the date on which they attain the age of sixty-five years whichever is earlier from the date on which they enter upon their office.

[F.No.1/7/2005-IR]



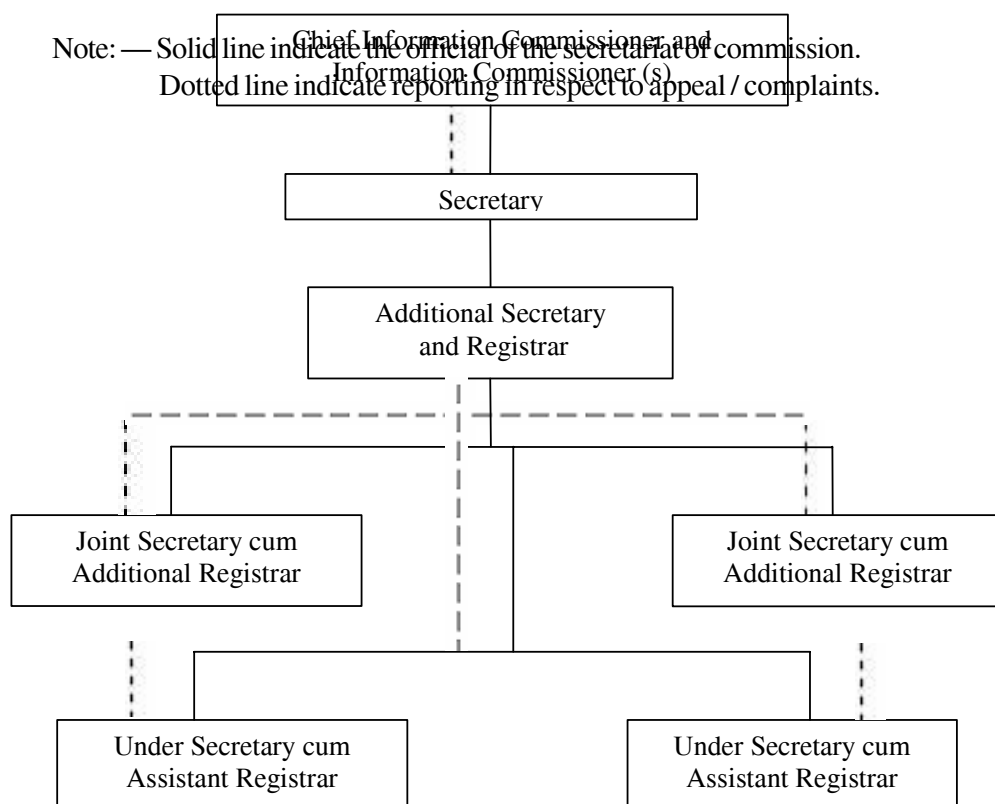
(T. Jacob)

Joint Secretary to the Government of India

To

The Manager,
Government of India Press,
Mayapuri, New Delhi.

.....2

Annexure B: Organizational structure of CIC

Annexure C: List of Ministry/ Department/ Organization

SN	Ministry/ Department/ Organization
1	Cabinet Secretariat
2	Comptroller & Auditor General
3	Department of Atomic Energy
4	Department of Space
5	Election Commission of India
6	Ministry of Agriculture
7	Ministry of Agro & Rural Industries
8	Ministry of Chemicals & Fertilizers
9	Ministry of Civil Aviation
10	Ministry of Coal
11	Ministry of Commerce & Industry
12	Ministry of Communications & Information Technology
13	Ministry of Company Affairs /Corporate Affairs
14	Ministry of Consumer Affairs, Food, & Public Dist.
15	Ministry of Defence
16	Ministry of Development of North Eastern Region
17	Ministry of Environment & Forests
18	Ministry of External Affairs
19	Ministry of Finance
20	Ministry of Food Processing Industries
21	Ministry of Health & Family Welfare
22	Ministry of Heavy Industry & Public Enterprises
23	Ministry of Home Affairs
24	Ministry of Human Resource Development
25	Ministry of Information & Broadcasting
26	Ministry of Labour & Employment
27	Ministry of Law & Justice
28	Ministry of Mines
29	Ministry of New & Renewable Energy
30	Ministry of Ocean Development/Earth Science
31	Ministry of Overseas Indian Affairs
32	Ministry of Panchayati Raj
33	Ministry of Parliamentary Affairs
34	Ministry of Personnel, Public Grievances & Pensions
35	Ministry of Petroleum & Natural Gas
36	Ministry of Power
37	Ministry of Railways

SN	Ministry/ Department/ Organization
38	Ministry of Rural Development
39	Ministry of Science & Technology
40	Ministry of Shipping, Road Transport & Highways
41	Ministry of Small Scale Industries
42	Ministry of Social Justice & Empowerment
43	Ministry of Statistics & Programme Implementation
44	Ministry of Steel
45	Ministry of Textiles
46	Ministry of Tourism & Culture
47	Ministry of Tribal Affairs
48	Ministry of Urban Development
49	Ministry of Urban Employment & Poverty Alleviation
50	Ministry of Water Resources
51	Ministry of Women & Child Development
52	Ministry of Youth Affairs & Sports
53	Planning Commission
54	President Secretariat
55	Prime Minister Office
56	Vice President Secretariat
57	Ministry of Minority Affairs



Annexure D: List of number CAPIOs/ CPIOs/ AAs during 2006-07

SN	Ministry/ Department/ Organization	Number of CPIOs	Number of of CAPIOs	Number of AAs
1.	Cabinet Secretariat	1	0	1
2.	Comptroller & Auditor General	1	0	1
3.	Department of Atomic Energy	33	84	32
4.	Department of Space	1	13	1
5.	Election Commission of India	1	1	1
6.	Ministry of Agriculture	211	113	192
7.	Ministry of Agro & Rural Industries	72	0	4
8.	Ministry of Chemicals & Fertilizers	33	34	21
9.	Ministry of Civil Aviation	61	226	18
10.	Ministry of Coal	52	60	29
11.	Ministry of Commerce & Industry	284	259	44
12.	Ministry of Communications & Information Tech.	1131	2656	161
13.	Ministry of Corporate Affairs	0	0	0
14.	Ministry of Consumer Affairs, Food, & Public Dist.	243	293	108
15.	Ministry of Defence	396	660	237
16.	Ministry of Development of North Eastern Region	4	1	4
17.	Ministry of Environment & Forests	65	51	47
18.	Ministry of External Affairs	37	18	5
19.	Ministry of Finance	1627	18196	488
20.	Ministry of Food Processing Industries	0	0	0
21.	Ministry of Health & Family Welfare	63	10	32
22.	Ministry of Heavy Industry & Public Enterprises	6	2	6
23.	Ministry of Home Affairs	918	1020	446
24.	Ministry of Human Resource Development	39	16	12
25.	Ministry of Information & Broadcasting	375	79	31
26.	Ministry of Labour & Employment	45	7	38
27.	Ministry of Law & Justice	7	9	5
28.	Ministry of Mines	9	28	3
29.	Ministry of New & Renewable Energy	5	18	4
30.	Ministry of Earth Sciences	6	3	2
31.	Ministry of Overseas Indian Affairs	2	0	2
32.	Ministry of Panchayati Raj	1	0	1
33.	Ministry of Parliamentary Affairs	3	0	0
34.	Ministry of Personnel, Public Grievances & Pensions	185	18	127
35.	Ministry of Petroleum & Natural Gas	181	85	45
36.	Ministry of Power	30	1	29
37.	Ministry of Railways	199	237	150
38.	Ministry of Rural Development	35	6	8
39.	Ministry of Science & Technology	132	196	72
40.	Ministry of Shipping, Road Transport & Highways	129	99	40
41.	Ministry of Small Scale Industries	61	53	88
42.	Ministry of Social Justice & Empowerment	50	32	20
43.	Ministry of Statistics & Programme Implementation	7	25	1
44.	Ministry of Steel	59	103	40
45.	Ministry of Textiles	80	95	38
46.	Ministry of Tourism & Culture	32	33	7
47.	Ministry of Tribal Affairs	26	0	4
48.	Ministry of Urban Development	146	56	65
49.	Ministry of Housing & Urban Poverty Alleviation	11	29	8
50.	Ministry of Water Resources	76	71	18
51.	Ministry of Women & Child Development	35	34	13
52.	Ministry of Youth Affairs & Sports	3	0	0
53.	Vice President Secretariat	0	0	0
54.	Prime Minister Office	1	1	1
55.	President Secretariat	1	1	1
56.	Planning Commission	1	1	1
57.	Ministry of Minority Affairs	7	2	7
Total		7219	25035	2759

Chapter 2

THE RIGHT TO INFORMATION: WORKING OF CIC

“... Democracy requires an informed citizenry and transparency of information which are vital to its functioning and also to contain corruption and to hold Governments and their instrumentalities accountable to the governed.”

(Preamble, RTI Act, 2005)

2.1 Introduction: Salient Features of the Act

The *Right to Information (RTI) Act, 2005*, which received Presidential assent on 15th June 2005 and came into force on 12th October 2005, marked a new and higher level of evolution of India's parliamentary democracy. The enactment of the legislation was the result of the confluence of a variety of factors, both international and domestic, which has paved the way for evolution of approaches for citizen centric development.

An Act to provide for setting out the practical regime of right to information for Citizens to secure access to information under the control of public authorities, in order to promote transparency and thereby accountability in the working of every public authority, the constitution of a Central Information Commission and other Information Commissions and for matters connected therewith or incidental thereto.

WHERE AS the Constitution of India has established democratic Republic;

AND WHERE AS democracy requires an informed citizenry and transparency of information which are vital to its functioning and also to contain corruption and to hold Governments and their instrumentalities accountable to the governed;

and whereas revelation of information in actual practice is likely to conflict with other public interests including efficient operations of the Governments, optimum use of limited fiscal resources and the preservation of confidentiality of sensitive information;

and whereas it is necessary to harmonize these conflicting interests while preserving the paramount of the democratic ideal;

Now, therefore, it is expedient to provide for furnishing certain information to citizens who desire to have it.

Be it enacted by Parliament in the fifty sixth year of the Republic of India as follows-

- a) This Act may be called the Right to Information Act, 2005.
- b) It extends to the whole of India except the State of Jammu and Kashmir.
- c) The provisions of sub-section (1) of section 4, sub-sections (1) and (2) of section 5, sections 12, 13, 15, 16, 24, 27 and 28 shall come into force at once, and the remaining provisions of this Act shall come into force on the one hundred and twentieth day of its enactment.

2.2. Definitions.

In this Act, unless the context otherwise requires

- a) “Appropriate Government” means in relation to a public authority which is established, constituted, owned, controlled or substantially financed by funds provided directly or indirectly—
 - By the Central Government or the Union territory administration, the Central Government;
- b) “Central Information Commission” means the Central Information Commission constituted under sub-section (1) of section 12.



- c) “Central Public Information Officer” means the Central Public Information Officer designated under Sub-section (1) of the RTI Act and includes a Central Assistant Public Information Officer designated as such under Sub-section (2) of Section 5.
- d) “CHIEF Information Commissioner” and “Information Commissioner” mean the Chief Information Commissioner and Information Commissioner appointed
- e) “Competent authority” means—
 - The Speaker in the case of the House of the People or the Legislative Assembly of a State or a Union territory having such Assembly and the Chairman in the case of the Council of States or Legislative Council of a State;
 - The Chief Justice of India in the case of the Supreme Court;
 - The Chief Justice of the High Court in the case of a High Court;
 - The President or the Governor, as the case may be, in the case of other authorities established or constituted by or under the Constitution;
 - The administrator appointed under article 239 of the Constitution;
- f) “Information” means any material in any form, including records, documents, memos, e-mails, opinions, advices, press releases, circulars, orders, logbooks, contracts, reports, papers, samples, models, data material held in any electronic form and information relating to any private body which can be accessed by a public authority under any other law for the time being in force;
- g) “Prescribed” means prescribed by rules made under this Act by the appropriate Government or the competent authority, as the case may be;
- h) “Public authority” means any authority or body or institution of self- government established or constituted:—
 - By or under the Constitution;
 - By any other law made by Parliament;
 - By notification issued or order made by the appropriate Government, and includes any:
 - Body owned, controlled or substantially financed;
 - Non-Government organization substantially financed, directly or indirectly by funds provided by the appropriate Government;
- i) “Record” includes:
 - Any document, manuscript and file;
 - Any microfilm, microfiche and facsimile copy of a document;
 - Any reproduction of image or images embodied in such microfilm (whether enlarged or not); and
 - Any other material produced by a computer or any other device;
- j) “Right to information” means the right to information accessible under this Act which is held by or under the control of any public authority and includes the right to—
 - Inspection of work, documents, records;
 - Taking notes extracts or certified copies of documents or records;
 - Taking certified samples of material;

- Obtaining information in the form of diskettes, floppies, tapes, video cassettes or in any other electronic mode or through printouts where such information is stored in a computer or in any other device;
- k) "Third party" means a person other than the citizen making a request for information and includes a public authority.

2.3. Right to Information and Obligations of Public Authorities

2.3.1 Subject to the provisions of this Act, all citizens shall have the right to information.

- a) Every public authority shall—
 - Maintain all its records duly catalogued and indexed in a manner and the form which facilitates the right to information under this Act and ensure that all records that are appropriate to be computerized are, within a reasonable time and subject to availability of resources, computerized and connected through a network all over the country on different systems so that access to such records is facilitated;
- b) Publish within one hundred and twenty days from the enactment of this Act-
 - The particulars of its organization, functions and duties;
 - The powers and duties of its officers and employees;
 - The procedure followed in the decision making process, including channels of supervision and accountability;
 - The norms set by it for the discharge of its functions;
 - The rules, regulations, instructions, manuals and records, held by it or under its control or used by its employees for discharging its functions;
 - A statement of the categories of documents that are held by it or under its control;
 - The particulars of any arrangement that exists for consultation with, or representation by, the members of the public in relation to the formulation of its policy or implementation thereof;
 - A statement of the boards, councils, committees and other bodies consisting of two or more persons constituted as its part or for the purpose of its advice, and as to whether meetings of those boards, councils, committees and other bodies are open to the public, or the minutes of such meetings are accessible for public;
 - A directory of its officers and employees;
 - The monthly remuneration received by each of its officers and employees, including the system of compensation as provided in its regulations; The budget allocated to each of its agency, indicating the particulars of all plans, proposed expenditures and reports on disbursements made;
 - The manner of execution of subsidy programmes, including the amounts allocated and the details of beneficiaries of such programmes;
 - Particulars of recipients of concessions, permits or authorizations granted by it;
 - Details in respect of the information, available to or held by it, reduced in an electronic form;
 - The particulars of facilities available to citizens for obtaining information, including the working hours of a library or reading room, if maintained for public use;



- The names, designations and other particulars of the Public Information Officers;
 - Such other information as may be prescribed; and thereafter update these publications every year;
- c) Publish all relevant facts while formulating important policies or announcing the decisions which affect public;
- d) Provide reasons for its administrative or quasi-judicial decisions to affected persons.
- 2.3.2 It shall be a constant endeavor of every public authority to take steps in accordance with the requirements of clause to provide as much information suo motu to the public at regular intervals through various means of communications, including internet, so that the public have minimum resort to the use of this Act to obtain information.
- 2.3.3 All materials shall be disseminated taking into consideration the cost effectiveness, local language and the most effective method of communication in that local area and the information should be easily accessible, to the extent possible in electronic format with the Central Public Information Officer or Other Public Information Officer, as the case may be, available free or at such cost of the medium or the print cost price as may be prescribed.

Explanation.—for the purposes of “disseminated” means making known or communicated the information to the public through notice boards, newspapers, public announcements, media broadcasts, the internet or any other means, including inspection of offices of any public authority.

2.4. Designation of Public Information Officers

- a) Every public authority shall, within one hundred days of the enactment of this Act, designate as many officers as the Central Public Information Officers or Other Public Information Officers, as the case may be, in all administrative units or offices under it as may be necessary to provide information to persons requesting for the information under this Act.
- b) Without prejudice to the provisions every public authority shall designate an officer, within one hundred days of the enactment of this Act, at each sub-divisional level or other sub-district level as a Central Assistant Public Information Officer or a Other Assistant Public Information Officer, as the case may be, to receive the applications for information or appeals under this Act for forwarding the same forthwith to the Central Public Information Officer or the Other Public Information Officer or senior officer specified or the Central Information Commission or the Other Information Commission, as the case may be:
- Provided that where an application for information or appeal is given to a Central Assistant Public Information Officer or a Other Assistant Public Information Officer, as the case may be, a period of five days shall be added in computing the period for response specified under sub-section (1) of Section 7 of the RTI Act.
- c) Every Central Public Information Officer or Other Public Information Officer, as the case may be, shall deal with requests from persons seeking information and render reasonable assistance to the persons seeking such information.
- d) The Central Public Information Officer or Other Public Information Officer, as the case may be, may seek the assistance of any other officer as he or she considers it necessary for the proper discharge of his or her duties.
- e) Any officer, whose assistance has been sought shall render all assistance to the Central Public Information Officer or Other Public Information Officer, as the case may be, seeking his or her assistance and for the purposes of any contravention of the provisions of this Act, such other officer shall be treated as a Central Public Information Officer or Other Public Information Officer, as the case may be.

2.5 Request for obtaining information

- a) A person, who desires to obtain any information under this Act, shall make a request in writing or through electronic means in English or Hindi or in the official language of the area in which the application is being made, accompanying such fee as may be prescribed, to:
 - the Central Public Information Officer or Other Public Information Officer, as the case may be, of the concerned public authority;
 - the Central Assistant Public Information Officer or Other Assistant Public Information Officer, as the case may be, specifying the particulars of the information sought by him or her: Provided that where such request cannot be made in writing, the Central Public Information Officer or Other Public Information Officer, as the case may be, shall render all reasonable assistance to the person making the request orally to reduce the same in writing.
- b) An applicant making request for information shall not be required to give any reason for requesting the information or any other personal details except those that may be necessary for contacting him.
- c) Where an application is made to a public authority requesting for information.
 - Which is held by another public authority; or
 - The subject matter of which is more closely connected with the functions of another public authority, the public authority, to which such application is made, shall transfer the application or such part of it as may be appropriate to that other public authority and inform the applicant immediately about such transfer: Provided that the transfer of an application pursuant to this sub-section shall be made as soon as practicable but in no case later than five days from the date of receipt of the application.

2.6 Disposal of Request

- a) Public Information Officer as the case may be, on receipt of a request shall, as expeditiously as possible, and in any case within thirty days of the receipt of the request, either provide the information on payment of such fee as may be prescribed or reject the request for any of the reasons specified provided that where the information sought for concerns the life or liberty of a person, the same shall be provided within forty-eight hours of the receipt of the request.
- b) If the Central Public Information Officer as the case may be, fails to give decision on the request for information within the period specified the Central Public Information Officer as the case may be, shall be deemed to have refused the request.
- c) Where a decision is taken to provide the information on payment of any further fee representing the cost of providing the information, the Central Public Information Officer as the case may be, shall send an intimation to the person making the request, giving:
 - The details of further fees representing the cost of providing the information as determined by him, together with the calculations made to arrive at the amount in accordance with fee prescribed requesting him to deposit that fees, and the period intervening between the dispatch of the said intimation and payment of fees shall be excluded for the purpose of calculating the period of thirty days referred to in that sub-section;
 - Information concerning his or her right with respect to review the decision as to the amount of fees charged or the form of access provided, including the particulars of the appellate authority, time limit, process and any other forms.
- d) Where access to the record or a part thereof is required to be provided under this Act and the person to whom access is to be provided is sensorial disabled, the Central Public Information Officer or Other Public Information Officer, as the case may be, shall provide assistance to enable access to the information, including providing such assistance as may be appropriate for the inspection.



- e) Where access to information is to be provided in the printed or in any electronic format, the applicant shall, subject to the provisions of pay such fee as may be prescribed.
- f) Notwithstanding anything contained in the person making request for the information shall be provided the information free of charge where a public authority fails to comply with the time limits specified.
- g) Before taking any decision the Central Public Information Officer or Other Public Information Officer, as the case may be, shall take into consideration the representation made by a third party.
- h) Where a request has been rejected the Central Public Information Officer or Other Public Information Officer, as the case may be, shall communicate to the person making the request:
 - The reasons for such rejection;
 - The period within which an appeal against such rejection may be preferred; and
 - The particulars of the appellate authority.
- i) Information shall ordinarily be provided in the form in which it is sought unless it would disproportionately divert the resources of the public authority or would be detrimental to the safety or preservation of the record in question.

2.7 Exemption from disclosure of information

- a) Notwithstanding anything contained in this Act, there shall be no obligation to give any citizen:
 - Information, disclosure of which would prejudicially affect the sovereignty and integrity of India, the security, strategic, scientific or economic interests of the State, relation with foreign State or lead to incitement of an offence;
 - Information which has been expressly forbidden to be published by any court of law or tribunal or the disclosure of which may constitute contempt of court;
 - Information, the disclosure of which would cause a breach of privilege of Parliament or the State Legislature;
 - Information including commercial confidence, trade secrets or intellectual property, the disclosure of which would harm the competitive position of a third party, unless the competent authority is satisfied that larger public interest warrants the disclosure of such information;
 - Information available to a person in his fiduciary relationship, unless the competent authority is satisfied that the larger public interest warrants the disclosure of such information;
 - Information received in confidence from foreign Government;
 - Information, the disclosure of which would endanger the life or physical safety of any person or identify the source of information or assistance given in confidence for law enforcement or security purposes;
 - Information which would impede the process of investigation or apprehension or prosecution of offenders;
 - Cabinet papers including records of deliberations of the Council of Ministers, Secretaries and other officers: Provided that the decisions of Council of Ministers, the reasons thereof, and the material on the basis of which the decisions were taken shall be made public after the decision has been taken, and the matter is complete, or over: Provided further that those matters which come under the exemptions specified in this section shall not be disclosed;

- Information which relates to personal information the disclosure of which has no relationship to any public activity or interest, or which would cause unwarranted invasion of the privacy of the individual unless the Central Public Information Officer or the Other Public Information Officer or the appellate authority, as the case may be, is satisfied that the larger public interest justifies the disclosure of such information: Provided that the information which cannot be denied to the Parliament or a Other Legislature shall not be denied to any person.
- b) Notwithstanding anything in the Official Secrets Act, 1923 not any of the exemptions permissible in a public authority may allow access to information, if public interest in disclosure outweighs the harm to the protected interests.
- c) Subject to the provisions of clauses (a), (c) and (i) of sub-section (1), any information relating to any occurrence, event or matter which has taken place, occurred or happened twenty years before the date on which any request is made shall be provided to any person making a request under that section: Provided that where any question arises as to the date from which the said period of twenty years has to be computed, the decision of the Central Government shall be final, subject to the usual appeals provided for in this Act.

2.8 Grounds for rejection to access in certain cases

- a) Without prejudice to the provisions a Central Public Information Officer as the case may be, may reject a request for information where such a request for providing access would involve an infringement of copyright subsisting in a person other than the State.

2.9 Severability

- a) Where a request for access to information is rejected on the ground that it is in relation to information which is exempt from disclosure, then, notwithstanding anything contained in this Act, access may be provided to that part of the record which does not contain any information which is exempt from disclosure under this Act and which can reasonably be severed from any part that contains exempt information.
- b) Where access is granted to a part of the record the Central Public Information Officer or Other Public Information Officer, as the case may be, shall give a notice to the applicant, informing—
 - That only part of the record requested, after severance of the record containing information which is exempt from disclosure, is being provided;
 - The reasons for the decision, including any findings on any material question of fact, referring to the material on which those findings were based;
 - The name and designation of the person giving the decision;
 - The details of the fees calculated by him or her and the amount of fee which the applicant is required to deposit; and
 - His or her rights with respect to review of the decision regarding non-disclosure of part of the information, the amount of fee charged or the form of access provided, including the particulars of the senior officer specified or the Central Information Commission or the Other Information Commission, as the case may be, time limit, process and any other form of access.

2.10 Third party information

- a) Where a Central Public Information Officer or a Other Public Information Officer, as the case may be, intends to disclose any information or record, or part thereof on a request made under this Act, which relates to or has been supplied by a third party and has been treated as confidential by that third party, the Central Public Information Officer or Other Public Information Officer, as the case may be, shall, within five days from the receipt of the request, give a written notice to such third party of the request and of the



fact that the Central Public Information Officer or Other Public Information Officer, as the case may be, intends to disclose the information or record, or part thereof, and invite the third party to make a submission in writing or orally, regarding whether the information should be disclosed, and such submission of the third party shall be kept in view while taking a decision about disclosure of information:

Provided that except in the case of trade or commercial secrets protected by law, disclosure may be allowed if the public interest in disclosure outweighs in importance any possible harm or injury to the interests of such third party.

- b) Where a notice is served by the Central Public Information Officer or Other Public Information Officer, as the case may be, to a third party in respect of any information or record or part thereof, the third party shall, within ten days from the date of receipt of such notice, be given the opportunity to make representation against the proposed disclosure.
- c) Notwithstanding anything contained the Central Public Information Officer or Other Public Information Officer, as the case may be, shall, within forty days after receipt of the request under section 6, if the third party has been given an opportunity to make representation make a decision as to whether or not to disclose the information or record or part thereof and give in writing the notice of his decision to the third party.
- d) A notice shall include a statement that the third party to whom the notice is given is entitled to prefer an appeal against the decision.

2.11 The RTI Act 2005 – Processes

- a) Application to be submitted in writing or electronically, with prescribed fee, to Public Information Officer (PIO).
- b) Envisages PIO in each department/agency to receive requests and provide information. Assistant PIO at sub-district levels to receive applications/appeals/ complaints. Forward to appropriate PIO. These will be existing officers.
- c) Information to be provided within 30 days. 48 hours where life or liberty is involved. 35 days where request is given to Asst. PIO, 40 days where third party is involved and 45 days for human rights violation and corruption related information from listed security/intelligence agencies.
- d) Time taken for calculation and intimation of fees excluded from the time frame.
- e) No action on application for 30 days is a deemed refusal.
- f) No fee for delayed response



Participants at Vigyan Bhawan during National Convention, 2006.

2.12 Appeals received by Public Authorities during 2006-07

Total number of Appeals received by various Public Authorities against the reply of their Public Information Officers during 2006-07 were 15,298. Out of these, 8,466 appeals were accepted and rest were rejected during the reporting period, 2006-07. The details are given in Table 3.9.

2.13 Quarter-wise number of appeals and Complaints registered with the Central Information Commission during 2006-07

A total of 6839 appeals and complaints were registered with the Central Information Commission during 2006-07. The quarter wise statistics are given below

- a) Quarter I: 1156
- b) Quarter II: 1483
- c) Quarter III: 1583
- d) Quarter IV: 2617

2.14 Classification of Appeals and Complaints registered with the Central Information Commission

The detailed classification in respect of the appeal/complaints filed against the Public authorities and the Ministries are given as under:

- Quarter I: Out of 1156 appeals/complaints, 1138 appeal/complaints were filed against various Public Authorities and 18 were against various Ministries.
- Quarter II: Out of 1483 appeals/complaints, 1422 appeal/complaints were filed against various Public Authorities and 61 were against various Ministries.
- Quarter III: Out of 1583 appeals/complaints, 1547 appeal/complaints were filed against various Public Authorities and 36 were against various Ministries.
- Quarter IV: Out of 2617 appeals/complaints, 2542 appeal/complaints were filed against various Public Authorities and 75 were against various Ministries.

2.15 Decisions of the Central Information Commission on Complaints and Appeals

Analysis was carried out for appeals and complaints separately. The total number of appeals received by the Central Information Commission during 2006-07 are 4533. Out of which 3103 (68.45%) appeals are disposed during the year. The total numbers of complaints received during this period are 2306. Out of which 971 (42.1%) are disposed.

2.16 Show cause during 2006-07

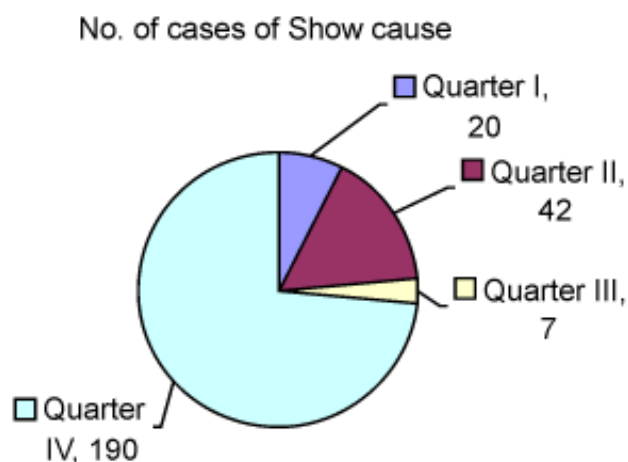
During the year 2006-07, the total number of show-causes served were 259. Out of these, maximum were in the fourth quarter of the year that is from 1st January 2007 to 31st March 2007. The details are given in table 2.1 and figure 3.

Table 2.1: Show cause against Appeals / Complaints during 2006-07

Show cause	Quarter I	Quarter II	Quarter III	Quarter IV	Total
No. of cases	20	42	7	190	259



Fig 3: Show cause against Appeals / Complaints during 2006-07.



2.17 Profile of Appellants

During the period of 1st April 2006 to 31st March 2007, the total number of appellants was 2306. Majority of appellants were males (2062) followed by females (228) and group (16). The quarterly details of three category of appellants (male, female and in groups) are shown in table 2.2 and figure 4.

Table 2.2: Quarter wise profile of appellants during 2006-2007

SN	Quarter	Male	Female	Group
1.	Quarter I	185	17	1
2.	Quarter II	459	53	5
3.	Quarter III	568	61	6
4.	Quarter IV	850	97	4
Total		2062	228	16

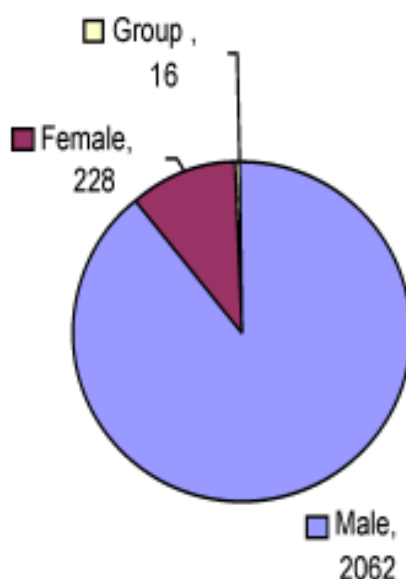


Figure 4: Overall profile of appellants during 2006-2007.

2.18 Penalties imposed by Central Information Commission

The total number of cases where penalty was imposed by the Central Information Commission under Section 20(1) were 24. The total amount paid by defaulter was Rs 3, 83,250/-. The detail statistics are given in Annexure E. The number of cases in which Section 20(2) was invoked were 8. Briefly, reasons for recommending disciplinary action against the officials are presented in Annexure F.

2.19 Compensation awarded to appellants by Central Information Commission under Section 19(8) (b)

The compensation was awarded in 12 cases under Section 19(8) (b) of RTI Act. The amount of compensation granted was Rs 26,490/- + Salary with interest in one case. In the previous year this section of the RTI Act was not invoked in any case. The detailed statistics is given in annexure G.



Annexure E: Penalties imposed by the CIC u/s 20 (1) of RTI Act during 2006-07

SN	File No.	Name of the Officers	Amount	Status
1.	CIC/OK/A/2006/00077	1. Shri Tikam Singh, S.O., Ministry of Social Justice & Empowerment. 2. Smt. K D Bhansor, Deputy Director-National Commission for Scheduled Castes	Rs.12,500/- Rs.12,500/-	Deposited Deposited
2.	CIC/WB/A/2006/00218 & 219	Shri A K Singh, ADM, Presently (DDHE), Govt. of NCT of Delhi	Rs.2,750/-	Deposited
3.	CIC/OK/A/2006/00163	Shri N. Sundaram Registrar, Banaras Hindu University	Rs.25,000/-	Writ petition preferred
4.	CIC/OK/C/2006/00042	Prof. Akhtar Majeed, Registrar, Jamia Hamdard, New Delhi	Rs.13,750/-	Writ petition preferred (Deposited as per High Court Order)
5.	CIC/AT/A/2006/000305	1. Shri B.S. Dhupia, AD (Admn.), National Crime Records Bureau. 2. Shri V S Yadav, DD (A&R), National Crime Records Bureau	Rs.1,000/- Rs.2,000/-	Set aside as new facts were brought before the CIC
6.	CIC/WB/A/2006/00233 & 234	Shri Dharam Vir Singh, Deputy Director of Education, Govt of NCT of Delhi	Rs.3,500/-	Set aside as new facts were brought before the CIC
7.	CIC/WB/A/2006/00260	Shri Vivek Mittal, Administrative Officer (IT), Municipal Corporation of Delhi, Delhi	Rs.5,250/-	Writ petition preferred
8.	CIC/WB/A/2006/00307 & 00308	Shri O P Mishra, OSD (Lands), Delhi Development Authority, Delhi	Rs.1,750/-	Deposited
9.	CIC/WB/A/2006/00428	Shri O.P. Mishra, OSD (Lands), Delhi Development Authority, Delhi	Rs.25,000/-	Deposited
10.	CIC/WB/A/2006/00451	1. Shri Mandir & 2. Shri D.S. Dhanda, Executive Engineer, Municipal Corporation of Delhi.	Rs.25,000/-	Deposited
11.	CIC/WB/C/2006/00149	Shri G. S Matharoo, Public Information Officer, Municipal Corporation of Delhi	Rs.3,500/-	Deposited
12.	CIC/WB/A/2006/00386, 388 & 389	Dr. Madhu Jain, DHA, Municipal Corporation of Delhi	Rs.13,000/-	Writ Petition
13.	CIC/WB/C/2006/00234	Shri Ravi Dass, E-in-Chief, Municipal Corporation of Delhi	Rs.250/-	Deposited
14.	CIC/OK/C/2006/00147	Smt. Gloria Kumar, PIO & RPO, Regional Passport Office, New Delhi	Rs.16,000/-	Writ Petition

SN	File No.	Name of the Officers	Amount	Status
15.	CIC/WB/A/2006/00377	Shri Devinder Singh, SE, Municipal Corporation of Delhi	Rs.25,000/-	Deposited
16.	CIC/WB/C/2006/00069	Shri P. Padmanabhan, Director (TC), MoWR,	Rs.15,500/-	Deposited
17.	CIC/OK/A/2006/00122, 123, 180, 262, 263	PIO, Western Railways, Kolkata	Rs.46,750/-	15000/- deposited in two installments
18.	CIC/OK/A/2006/00280	Shri Ravi Kumar, Public Information Officer & Sr. DCM, South Central Railways, Secunderabad.	Rs.12,750/-	Deposited
19.	CIC/WB/A/2006/00471 & 00475	Shri Amar Das, Assistant Registrar & PIO, Registrar Co-operative Societies	Rs.2,250/-	Writ Petition
20.	CIC/OK/C/2006/00109	Shri Shailesh Kumar Yadav, Public Information Officer & Passport Officer, Passport Office Ghaziabad.	Rs.25,000/- in 2 installments	Writ Petition
21.	CIC/WB/C/2006/270	Shri Ashok Kumar Sharma, LDC, Vigilance Department, Municipal Corporation of Delhi	Rs.7,750/-	Deposited
22.	CIC/WB/C/2007/00016	Smt. Satya Thakur, Under Secretary (Home) cum CPIO, Chandigarh Administration, Chandigarh	Rs.25,000/-	Set aside as new facts were brought before the Commission
23.	CIC/WB/A/2006/00302	Shri S.C. Kohli, the then Dy. Commissioner, Shahdara South Zone, Municipal Corporation of Delhi	Rs.10,500/-	Matter referred to the controller of accounts for recovery
		Shri J P Agarwal, the then Deputy Commissioner, Shahdara South Zone, Municipal Corporation of Delhi	Rs. 25,000/-	Recovered
24.	CIC/MA/A/2006/00781	Department of Personnel & Training, New Delhi	Rs.25,000/-	Matter referred to the chief controller of accounts for recovery.



Annexure F: Recommendation of disciplinary action by the CIC u/s 20 (2) of RTI Act during 2006-07

There are eight cases wherein disciplinary actions are recommended by CIC under Section 20(2) of the RTI Act for not providing information within the specified time or knowingly given incorrect, incomplete or misleading information. These cases are briefed in the following.

SN.	File No.	Ministry/Department/Organization
1.	CIC/WB/A/2006/410 & 411	Department of Education, GNCTD
2.	CIC/WB/A/2006/00527	Delhi Development Authority
3.	CIC/WB/A/2006/00681	Director General, CPWD
4.	CIC/WB/A/2006/00617	Department of Education, GNCTD
5.	CIC/WB/A/2006/00497 to 508	Municipal Corporation of Delhi
6.	CIC/WB/A/2006/00040	Council for Scientific & Industrial Research
7.	CIC/WB/C/2006/00076	Delhi Development Authority
8.	CIC/WB/A/2006/00395 & 396	Department of Urban Development

(1) CIC/WB/A/2006/00410 & 00411 (Department of Education, GNCTD)

In both these cases the information sought by appellants has, in fact, been provided. However, while the response from the Directorate of Education was within the specified time, the response from the Education Department of MCD was due on 30-4-2006 but provided on 2-5-2006.

There can be little justification for this delay because as held by us the reply is perfunctory and need not have taken time to collect. CIC agree with appellants that they have been put to undue harassment. While, therefore, a penalty of only Rs.250/- a day for 3 days will be leviable, MCD was also liable to pay compensation u/s 19 (8) (b), in case appellants make a claim for the same.

Besides this CIC also constrained to point out that although the department has stated its position clearly in the matter and therefore, cannot be held to be in violation of the law, NCTE was advised to adhere to judicial decisions in this regard. Reference is invited to the order of Justice Gyan Sudha Misra in *Surendra Kumar Gupta vs. State of Raj & Ors.* In CWP No.326 of 2000, decided on 22nd November, 2002. We find also that even Chief Law Officer, MCD has opined on the subject that diploma passed from J&K State should have been considered by the department. In view of this and in the larger national interest NCTE is advised to reconsider its stand on this issue.

(2) CIC/WB/A/2006/00527 (Delhi Development Authority)

The appellant had asked "what the policy of DDA was from 1989 to the present in regard to the allotment of Nursery School sites and whether this policy still stands". CIC decided that the Information asked for is simple and could be supplied without any delay. The Public Authority is directed to supply the information sought within ten days of the date of issue of this letter.

There has been failure in the process of supply of information at several levels: at the level of CPIO for not having followed through, after initially supplying the information; at the level of Appellate Authority who did not hear the appeal. The failure is, therefore, of the public authority as a whole.

The Vice Chairman, Delhi Development Authority is, therefore, directed to enquire into this matter and initiate disciplinary action u/s 20 (2) against those responsible for this lapse in responding to a simple request for information, and indicate to CIC the action proposed to be taken against those found at fault within 20 working days of the date of issue of this order.

(3) CIC/WB/A/2006/00681 (Director General, CPWD)

The complaint was made on 29.8.06 to DG (W), CPWD. Obviously he had not received the response from the Department by that time. Because the delay in supply of information in response to application of 18.5.06 now stands fully explained, no penalty is proposed. However, what remains unexplained is the misplacement/loss of the original application of complainant dated 18.5.06 which is clearly addressed to D.G. (W), CPWD. Chief Engineer is, therefore, directed u/s 20(2) to enquire into this failure at the level of the office based on receipt No. 312 of 20.5.06 given to appellant under the signatures of the Section Officer concerned, and initiate disciplinary action under the Discipline & Conduct Rules applicable to C.P.W.D. The enquiry will be completed within a month under intimation to us.

(4) CIC/WB/A/2006/00617 (Department of Education, GNCTD)

Appellant made an application on 21-2-2006 to ADE (Act) Director of Education, Old Secretariat, New Delhi seeking the following information: "Official notings and the correspondence made by the Mamta Modern School & concerned Education Department regarding termination of Shampa Ganguli vide letter No. DDE/WB/Z-18/2005/52, dated 19-1-2005".

While the information sought has now been provided the appeal requesting that information be supplied stands disposed of. However, not explained to the satisfaction is the delay in responding to the application. This was a simple application seeking noting on the file which this Commission has held in repeated decisions, to be accessible under RTI Act 2005. However, this has not been provided for more than a year.

CPIO, Directorate of Education, GNCT, Delhi was served show cause notice on 3rd April, 2007 at 10.00 a.m. as to why a penalty of @ Rs.250/- per day for each day of default i.e. 31 days amounting to Rs. 7750/- should not be imposed on PIO.

(5) CIC/WB/A/2006/00497 to 00508 (Municipal Corporation of Delhi)

Shri D.S. Sharma, Advocate made twelve applications to the PIO Office of Dy. Commissioner, Najafgarh Zone, MCD on behalf of Ms PremVati, school teacher.

On not receiving a satisfactory response to her applications, Smt. PremVati through Sh. D.S. Sharma appealed to the first Appellate Authority. Shri K.D. Akolia, Addl. Commissioner, MCD who gave directions for compliance in terms of Diary inspection and collecting of non-availability certificates by a visit to the Office of D.E.O. (Najafgarh Zone). Complaining that the orders of the Appellate Authority had not been complied with and responses to her applications were unsatisfactory, Smt. PremVati through Shri D.S. Sharma has made her second appeal to us in all these cases. Because parties in these cases are the same, and the subjects related, These cases have been clubbed together for hearing.

(6) CIC/WB/A/2006/00040 (Council for Scientific & Industrial Research)

Appellant residing in Lucknow applied to CPIO Council of Scientific & Industrial Research (CSIR) on October 26, 2005 asking for inspection of records related to PIO's assessment promotion.

The PIO seems to have had no reasonable ground for delay in sending the brief and slipshod response to the application of the appellant. The complaint of malafide intent has not been denied. He will thus show cause within ten working days u/s 20(1) of the Act as to why he should not pay the prescribed penalty for delaying his response and not providing the information, which has not thus far been received by the appellant, from November 26, 2005 when it became due.

(7) CIC/WB/C/2006/00076 (Delhi Development Authority)

The complainant had asked for the action taken in a letter that referred to deaths, including those of children, in Bawana, relocation settlement for oustees from Yamuna Pushta and Lalkhet.



The CPIO was given a show cause within fifteen working days why penalty u/s 20(1) not be imposed upon him for having ignored the directions of the Commission and avoided obtaining the information sought by complainant within the permissible time.

(8) CIC/WB/A/2006/00395 & 396 (Department of Urban Development)

There has been failure to respond that resulted from confusion in the identity of the applications. This is exactly the kind of confusion that the Public Authority has sought to eliminate by allocation of separate IDs to each application. Under the circumstances it was proposed that a warning may be issued to each of the concerned officials under the established procedure of disciplinary action under rules within the GNCT Delhi, as mandated by Section 20 (2), under intimation to CIC.

Annexure G: Compensation awarded by the CIC u/s 19 (8) (b) of RTI Act during 2006-07.

SN	File No.	Appellant/Complainant/Respondent	Compensation
1	CIC/AT/A/2006/00052	Dr. Reeta Jayasankar Vs. ICAR	Rs. 130
2.	CIC/AT/A/2006/00305	Shri S K Rathod Vs. NCRB	Rs.3,000
3.	CIC/AT/C/2006/00117	Shri Awadhesh Singh Vs. Eastern Coalfields Ltd	Rs.5,000
4.	CIC/MA/A/2006/00781	Kumar Avikal Manu Vs. DOPT	Salary with interest
5.	CIC/PB/A/2006/00139	Shri Vir Bahadur Vs. Food Corporation	Rs.2,000
6.	CIC/OK/A2007/001097	Shri P. K. Vaidya Vs. AIR	Rs.5,000
7.	CIC/PB/A/2006/00193	Ms. S. Lilawati Vs. Pondicherry University	Rs.250
8.	CIC/PB/A/2006/00122	Shri S N Gupta Vs. MTNL	Rs.1,000
9.	CIC/MA/A/2006/00407	Shri Balmukund Rai Vs. LIC	Rs.50
10.	CIC/OK/C/2006/00174	Shri Pabitra Rai Chaudhary Vs. RPO, Kol	Rs.5,000
11.	CIC/OK/A/2006/00163	Shri Dhananjay Tripathi Vs. BHU	To & fro Journey tickets to Delhi
12.	30/ICPB/2006	Ms. M N Trivel Vs. CGHS	Rs.5060

Chapter 3

OVERVIEW OF IMPLEMENTATION OF THE RTI ACT, 2005

3.1 Introduction

- 3.1.1 Section 25 of the RTI Act entrusts the Central Information Commission (CIC) with the responsibility of monitoring the implementation of the Act and preparing a report on the same during each year. A copy of this report has to be forwarded to the Central Government which, is expected to place this report before Parliament. Each Ministry or Department is required to collect and provide relevant information in relation to the public authorities within its jurisdiction to the Commission for the preparation of this report and comply with the requirements concerning the furnishing of that information and copying records for purposes of this Section. The report is mandated to provide the following information for the year in which it is prepared:
- a) Number of requests received by each public authority.
 - b) Number of requests disposed by Public Authority.
 - c) Number of requests rejected under different provisions of the Act.
 - d) Amount of charges collected by each public authority under this Act.
 - e) The number of appeals referred to the Central Information Commission for review, and the nature and outcome of these appeals.
- 3.1.2 The Commission requested the Secretaries of all Ministries and certain independent apex level offices to provide such information, but soon realized that this could be a Herculean task, due to the limited resources at its command. The task was accomplished with the assistance of the National Informatics Centre (NIC), which designed and developed software that enabled Ministries to place the above information on the website of the Commission.
- 3.1.3 The RTI Annual Returns Information System was made accessible to the concerned Ministries/Departments/independent apex-level offices from the CIC's website to enable them to feed the data related to the annual returns of the public authorities attached to/falling under them. They were given facilities for using a password to access the website and upload their data. Several reminders were issued as a number of public authorities were not prompt in sending the Ministries these details.
- 3.1.4 The RTI Annual Returns Data Base (RARDB) covered the public authorities falling within the jurisdiction of 48 Ministries (some without any subordinate Departments under their control), two independent Departments (Department of Atomic Energy and Department of Space) and seven apex-level offices whose administrative Ministry the Commission could not determine – office of the Honorable President and Vice-President, the Prime Minister's Office (PMO), Cabinet Secretariat, Comptroller & Auditor General, Planning Commission and Election Commission.
- 3.1.5 For the purpose of this report, the Commission had left it to the Ministries to provide data for public authorities within their jurisdiction. As a result, some Ministries had placed the data of each of their attached/ subordinate office as a separate public authority, while some clubbed them together and placed an overall picture of such offices on the website. The Ministry of Personnel, Pensions and Public Grievances is urged to issue guidelines for the Ministries to declare the public authorities so that their data can be collated uniformly for presenting in the Annual Report.
- 3.1.6 In order to enable citizens to have access to this data in respect of all offices of public authorities, the Commission would recommend that each public authority should place the above-mentioned details and its analysis for their various offices separately in their annual report and place them on their website as well. The Commission has incorporated in this report the data that the Ministries had submitted to it on the website, for which it bears no responsibility for authenticity, which rests with the concerned Ministry/ Department.



- 3.1.7 Since the task of data collection was huge, the Commission engaged the services of Management Development Institute an independent think tank for preparation of the annual report under the guidance of the Commission.
- 3.1.8 The details of Ministry-wise and public authority-wise “Abstract of Annual Returns” are tabulated in Annex 1. The Commission is yet to receive a comprehensive list of all public authorities from the Government. But on the basis of information on public authorities collected from various sources, a list of those (Ministry-wise listing) that have not filed their Annual Returns with the Ministry is tabulated at Annex 2. An examination of the data contained in the RARDB indicates that Ministries have 1404 public authorities and submitted details under Section 25 for 1172 authorities. The Commission is pleased to report that almost 83 per cent of public authorities have submitted their annual returns to their respective Ministries. It may further be noted that the listed public authorities comprise a wide spectrum of organizations and offices, ranging from corporations, companies, societies, boards, statutory bodies, attached and subordinate offices to independent apex-level offices, Departments and Ministries.

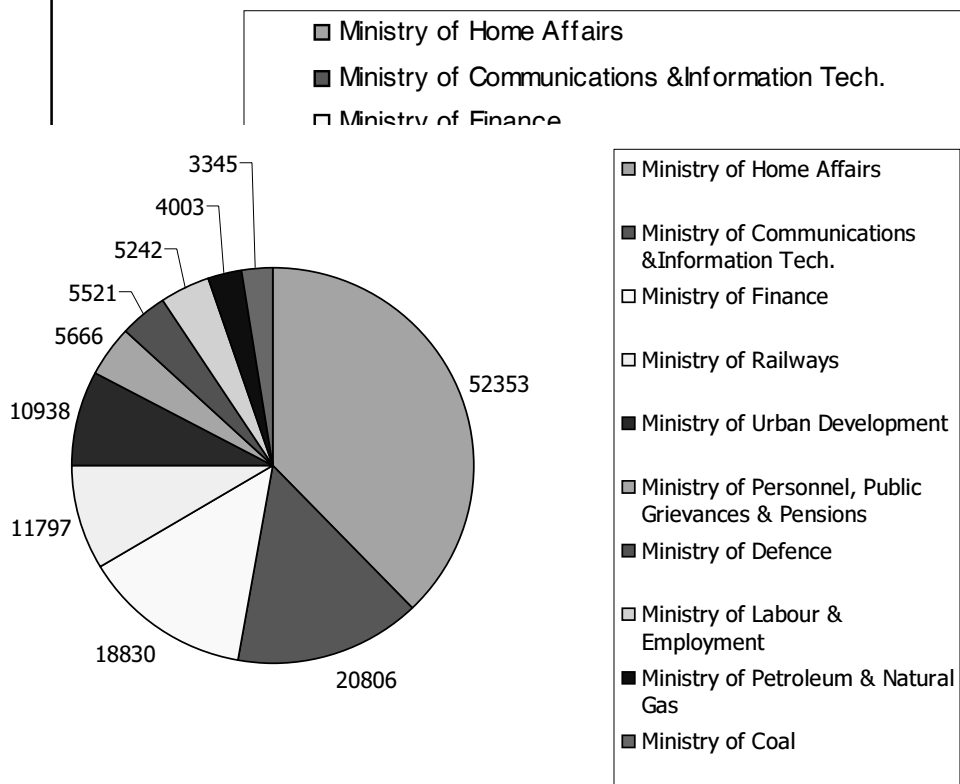
3.2 Top 10 Ministries in terms of RTI requests received during 2006-07

The Ministry-wise consolidated statement on the request received by various public authorities and fees charged are compiled in Annexure 2. The top ten Ministries that received highest requests in year 2006-07 are shown in Table 3.1 and figure 5. It can be seen from the statistics that there is almost 7.5 times increase in number of requests received with Public Authorities of top ten Ministries listed in table 3.1 in year 2006-07 in comparison to previous year. During year 2005-06, number of requests received by top ten Ministries were 16,680 and in year 2006-07 the number rose to 1,38,501. If all ministries are taken together the increase is 7 times more in terms of number of requests received in year 2006-07 over previous year.

Table 3.1: Top ten ministries in terms of RTI requests received in 2006-07

S.N	Ministry	Total number of Public Authorities	Number of Authorities who have filed annual return	% of total Number of PAs	Number of RTI request received 2006-07	Number of RTI requests received 2005-06
1.	Ministry of Home Affairs	92	91	99%	52353	1316
2.	Ministry of Communications & Information Tech.	11	11	100%	37.80%	20806
3.	Ministry of Finance	177	154	87%	15.02%	18830
4.	Ministry of Railways	13	11	85%	13.60%	11797
5.	Ministry of Urban Development	63	58	92%	8.52%	10938
6.	Ministry of Personnel, Public Grievances & Pensions	13	13	100%	7.90%	5666
7.	Ministry of Defence	44	31	70%	4.09%	5521
8.	Ministry of Labour & Employment	37	37	100%	3.99%	5242
9.	Ministry of Petroleum & Natural Gas	23	21	91%	3.78%	4003
10.	Ministry of Coal	14	14	100%	2.89%	3345
					2.42%	809
Total of top ten Ministries		487	441	90.55%	138501	16680
					(80.8%)	
Total of all Ministries		1404	1172	83.48%	171404	24436
					(100%)	

Figure 5: Top ten Ministries in terms of requests received in year 2006-07



3.3 Top 10 Ministries in Terms of RTI requests rejected

The Ministry-wise consolidated statement on the number of requests rejected under various provisions of RTI Act by public authorities is also compiled in Annexure 2. Table 3.2 shows the top 10 Ministries in terms of the number of requests rejected as per various provisions of the Act invoked for rejection. Out of 1,36,260 requests received by top 10 Ministries as per the number of rejection only 10 % requests are rejected. The maximum number of rejection is under Sections 8 of the Act. The rejection was much higher in the previous year. In all 26.5% requests were rejected in previous year by top five Ministries under different sections in comparison to 10% for top 10 Ministries during 2006-07. This figure becomes further less that is 8.98% rejection, if the requests of all Ministries considered together in the year 2006-07.

Table 3.2: Top 10 Ministries in Terms of Number of Requests Rejected Under Various Sections of the RTI Act during 2006-07

SN	Ministries/	Number of Requets Received	Number of Requests Rejected	Percent age of requests rejected	Sections 8	Number of times requests were rejected under various sections			
						Sections 9	Sections 11	Sections 24	Others
1	Ministry of Finance	18830	6160	32.71%	4777	35	172	73	2132
2	Ministry of Personnel, Public Grievances & Pensions	5666	1090	19.24%	779	2	2	0	483
3	Prime Minister Office	1104	205	18.57%	5	0	2	0	198
4	Ministry of Petroleum & Natural Gas	4003	667	16.66%	519	6	2	0	220
5	Ministry of Defence	5521	734	13.29%	220	0	7	84	526
6	Ministry of Labour & Employment	5242	682	13.01%	104	1	8	24	545
7	Ministry of Communications & Information Tech.	20806	1004	4.83%	783	5	54	0	220
8	Ministry of Home Affairs	52353	2444	4.67%	1485	25	213	235	501
9	Ministry of Railways	11797	512	4.34%	314	0	10	0	188
10	Ministry of Urban Development	10938	177	1.62%	119	0	3	0	64
Total of top ten Ministries		136260	13675	10.04%	9105	74	473	416	5077
Total of all Ministries		171404	15388	8.98%	10500	81	508	420	5743

3.4 Ministries with 100% disposal of the Requests

The Ministry wise consolidated statements of requests disposed are presented in table 3.3. As evident from data given in Table 3.3, sixteen Ministries/ Departments have disposed 100% requests in the year 2006-07.

Table 3.3: List of Ministries/ Departments that have disposed 100% requests in the year 2006-07

SN	Ministry/ Department/ Organization	Request opening balance	Requests Received	Request Rejected	Requests transferred	Requests disposed	% of requests disposed
1	Cabinet Secretariat	0	177	20	123	34	100.00%
2	Comptroller & Auditor General	0	155	14	5	136	100.00%
3	Election Commission of India	0	301	4	31	266	100.00%
4	Ministry of Development of North Eastern Region	0	38	1	2	35	100.00%
5	Ministry of External Affairs	10	2580	109	178	2303	100.00%
6	Ministry of Food Processing Industries	0	44	7	0	37	100.00%
7	Ministry of New & Renewable Energy	0	63	12	0	51	100.00%
8	Ministry of Overseas Indian Affairs	0	45	2	5	38	100.00%
9	Ministry of Panchayati Raj	0	10	0	3	7	100.00%
10	Ministry of Parliamentary Affairs	0	63	0	0	63	100.00%
11	Ministry of Rural Development	6	179	21	1	163	100.00%
12	Ministry of Tribal Affairs	2	120	11	1	110	100.00%
13	Ministry of Youth Affairs & Sports	0	77	0	0	77	100.00%
14	President Secretariat	9	613	3	423	196	100.00%
15	Vice President Secretariat	0	12	0	4	8	100.00%
16	Ministry of Minority Affairs	0	75	0	4	71	100.00%
Total		27	4552	204	780	3595	100.00%

Table 3.4 shows remaining top ten Ministries/ Departments according to their percentage of requests disposed. The percentage Top ten Ministries/ Departments and percentage of requests disposed in year 2006-07 are given in table 3.5 and Figure 6. When all Ministries are taken together on an average they disposed 67% of the request received in year 2006-07.

Table 3.4: Next top ten Ministries and percentage of requests disposed during 2006-2007

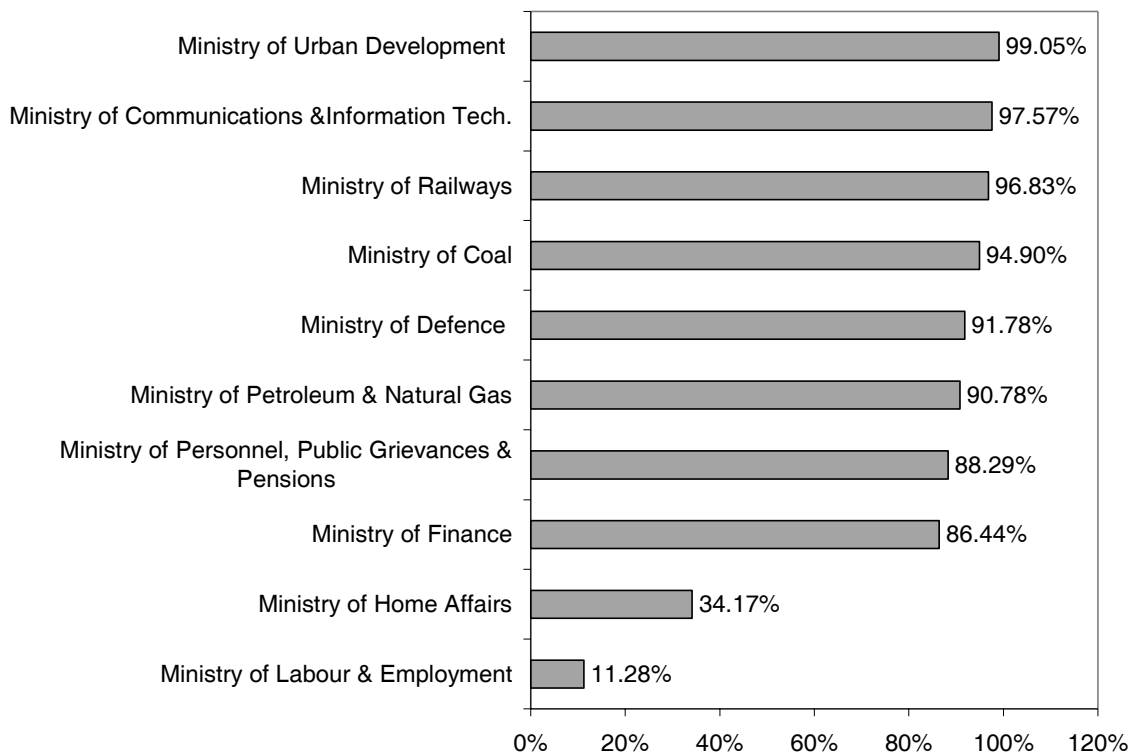
SN	Ministry/ Department/ Organization	Request opening balance	Requests Received	Request Rejected	Requests transferred	Requests disposed	% of requests disposed
1	2	3	4	5	6	7	8
1.	Ministry of Consumer Affairs, Food, & Public Distribution.	7	1815	92	8	1719	99.83%



SN	Ministry/ Department/ Organization	Request opening balance	Requests Received	Request Rejected	Requests transferred	Requests disposed	% of requests disposed
2.	Ministry of Urban Development	2390	10938	177	265	12764	99.05%
3.	Ministry of Steel	102	1662	167	56	1521	98.70%
4.	Ministry of Communications & Information Tech.	742	20806	1004	7884	12352	97.57%
5.	Ministry of Railways	350	11797	512	600	10685	96.83%
6.	Ministry of Coal	170	3345	143	79	3125	94.90%
7.	Ministry of Textiles	19	539	56	14	486	99.59%
8.	Ministry of Civil Aviation	100	1530	148	100	1299	93.99%
9.	Ministry of Environment & Forests	95	773	45	25	740	92.73%
10.	Ministry of Defence	283	5521	734	654	4053	91.78%
Total		4258	58726	3078	9685	48744	97.06%

Table 3.5: Top Ten Ministries as per the receipt of RTI requests and their percentage of requests disposed in Year 2006-07

SN	Ministry/ Department/ Organization	Request opening balance	Requests Received	Request Rejected	Requests transferred	Requests disposed	% of requests disposed
1	Ministry of Home Affairs	3762	52353	2444	3523	17138	34.17%
2	Ministry of Communications & Information Tech.	742	20806	1004	7884	12352	97.57%
3	Ministry of Finance	1480	18830	6160	893	11460	86.44%
4	Ministry of Railways	350	11797	512	600	10685	96.83%
5	Ministry of Urban Development	2390	10938	177	265	12764	99.05%
6	Ministry of Personnel, Public Grievances & Pensions	101	5666	1090	578	3619	88.29%
7	Ministry of Defence	283	5521	734	654	4053	91.78%
8	Ministry of Labour & Employment	74	5242	682	78	514	11.28%
9	Ministry of Petroleum & Natural Gas	206	4003	667	190	3043	90.78%
10	Ministry of Coal	170	3345	143	79	3125	94.90%
Total of top ten Ministries		9558	138501	13613	14744	78753	65.79%
Total Ministries		12026	171404	17331	15388	100411	66.62%

Figure 6: Top ten Ministries and their percentage of requests disposed in year 2006-07

3.5 Fee Collected by 10 Top Ministries

The Ministry wise consolidated statement of fees collected during 2006-07 is given in Annexure 3. All the Ministries have taken together collected Rs 30, 71,167 in the year 2006-07 in comparison to Rs 5, 08,749 during the year 2005-06. It indicates an increase of five times in the amount collected in year 2006-07 over the previous year. An analysis of top 10 Ministries in terms of fees collected by them is presented in table 3.6. It can be inferred from the data that Top 10 Ministries collected more than 74.33% (Rs 22,82,984) of the total fee collected by all ministries.

Table 3.6: Top 10 Ministries in terms of fees collected by them during 2006-07

SN	Ministry/ Department/ Organization	Fee Rs	Additional amount Rs.	Penalty Rs.	Total charges Rs.
1	Ministry of Home Affairs	458159	349784	2250	810193
2	Ministry of Finance	180406	149001	1250	330657
3	Ministry of Urban Development	146711	107241	16000	269952
4	Ministry of Communications & Information Tech.	193082	34026	0	227108
5	Ministry of Railways	105570	100072	12750	218392
6	Ministry of Coal	31205	67741	0	98946
7	Ministry of Labour & Employment	10	88166	0	88176
8	Ministry of Shipping, Road Transport & Highways	28042	52333	0	80375
9	Ministry of Commerce & Industry	20014	57740	2396	80150
10	Ministry of Personnel, Public Grievances & Pensions	52947	26088	0	79035
Total of top ten Ministries		1216146	1032192	34646	2282984
Total of all Ministries		1593347	1399392	78428	3071167

3.6 Ministries that disposed 100% appeals

The Ministry wise consolidated statement of appeals received, rejected and disposed is given Annexure 4. An analysis of the data of annexure 4 is presented in tables from Table 3.7 to Table 3.11. Table 3.7 presents the data of 22 ministries/ departments those have disposed 100% appeals in the year 2006-07. Ministry of Railways received highest number of appeals (1054) during the years.

Table 3.7: Ministries that disposed 100% first appeals in Year 2006-07

SN	Ministry/Department/ Organization	Appeals opening balance	Appeals received	Appeals rejected	Appeals accepted	% of appeals disposed
1	2	3	4	5	6	7
1.	Ministry of Railways	0	1054	0	1054	100%
2.	Ministry of Consumer Aff., Food, & Public Dist.	0	31	2	29	100%

SN	Ministry/Department/ Organization	Appeals opening balance	Appeals received	Appeals rejected	Appeals accepted	% of appeals disposed
3.	Ministry of External Affairs	0	131	7	124	100%
4.	Ministry of Steel	5	246	146	105	100%
5.	Ministry of Power	0	251	54	197	100%
6.	Prime Minister Office	0	86	53	33	100%
7.	Ministry of Information & Broadcasting	1	5	5	1	100%
8.	President Secretariat	1	54	53	2	100%
9.	Election Commission Of India	0	20	0	20	100%
10.	Ministry of Tourism & Culture	0	8	0	8	100%
11.	Ministry of Statistics & Programme Implementation	0	43	3	40	100%
12.	Ministry of Small Scale Industries	1	3	2	2	100%
13.	Comptroller & Auditor General	0	10	8	2	100%
14.	Ministry of Housing & Urban Poverty Alleviation	0	7	1	6	100%
15.	Ministry of Rural Development	0	29	6	23	100%
16.	Department of Space	0	25	24	1	100%
17.	Ministry of Youth Affairs & Sports	0	5	0	5	100%
18.	Planning Commission	0	1	0	1	100%
19.	Ministry of Parliamentary Affairs	0	3	0	3	100%
20.	Ministry of Overseas Indian Affairs	0	2	1	1	100%
21.	Ministry of Development of North Eastern Region	0	2	0	2	100%
22.	Ministry of Minority Affairs	0	2	1	1	100%

Table 3.8 shows the data of next 25 ministries/ departments and their percentage of appeals disposed from highest percentage to lowest in order. It can be seen from the table that majority of ministries / department have disposed very high percentage of appeals except the few ones.

Table 3.8: Ministries that disposed maximum percentage of appeals in Year 2006-07

SN	Ministry/Department/ Organization	Appeals opening balance	Appeals received	Appeals rejected	Appeals accepted	% of appeals disposed
1.	Ministry of Civil Aviation	6	307	33	273	97.50
2.	Ministry of Health & Family Welfare	0	40	0	39	97.50
3.	Ministry of Science & Technology	15	319	58	266	96.38
4.	Ministry of Urban Development	188	691	12	831	95.85
5.	Ministry of Textiles	1	20	3	17	94.44
6.	Ministry of coal	7	385	31	339	93.91
7.	Ministry of Water Resource	0	128	35	87	93.55



SN	Ministry Department/ Organizations	Appeals opening balance	Appeals received	Appeals rejected	Appeals accepted	% of appeals disposed
8.	Ministry of Commerce & Industry	16	163	72	99	92.50
9.	Ministry of Mines	11	36	14	30	90.91
10.	Ministry of Shipping, Road Transport and Highway	1	115	41	68	90.67
11.	Ministry of Chemicals & Fertilisers	0	23	4	17	89.47
12.	Ministry of Agriculture	4	58	27	31	88.57
13.	Ministry of Human Resource Development	3	97	14	76	88.37
14.	Ministry of Petroleum & Nat Gas	10	658	282	339	87.82
15.	Ministry of Environment & Forest	5	47	13	33	84.62
16.	Ministry of Finance	242	3156	1963	1174	81.81
17.	Ministry of Agro & Rural Industries	0	5	0	4	80.00
18.	Ministry of Law & Justice	4	43	33	10	71.43
19.	Ministry of Tribal Affairs	0	8	2	4	66.67
20.	Ministry of Home Affairs	215	5018	1025	2474	58.79
21.	Ministry of Personnel Public Grievances & Pension	4	494	326	96	55.81
22.	Ministry of Communication & Information technology	93	783	190	379	55.25
23.	Ministry of Defence	18	521	326	111	52.11
24.	Ministry of Heavy Industry & Public Enterprises	26	9	2	7	21.21
25.	Ministry of Social Justice & Empowerment	0	45	0	2	4.44
Total		869	13169	4506	6806	71.40

Table 3.9 shows top ten Ministers that disposed maximum appeals out of appeals received in the year 2006-07. One of the finding of the analysis is that on an average ministries have disposed 75% of the appeals received in Year 2006-07. Further a list of the Public Authorities that have received at least 50 requests is presented in table 3.10. In all 65 Public Authorities have received more than 50 appeals. In addition, a list of prominent ministries that have received 3% of the total RTI requests is compiled in table 3.11.

Table 3.9: Top ten ministries in terms of RTI appeals received in 2006-07

SN	Ministry Department/ Organizations	Appeals opening balance	Appeals received	Appeals rejected	% of appeals rejected	Appeals accepted	% of acceptance of the appeals
1	Ministry of Home Affairs	215	5018	1025	19.59%	2474	58.79%
2	Ministry of Finance	242	3156	1963	57.77%	1174	81.81%

SN	Ministry Department/ Organizations		Appeals opening balance	Appeals received	Appeals rejected	Appeals accepted	% of appeals disposed
3	Ministry of Railways	0	1054	0	0.00%	1054	100.00%
4	Ministry of Communications & Information Tech.	93	783	190	21.69%	379	55.25%
5	Ministry of Urban Development	188	691	12	1.37%	831	95.85%
6	Ministry of Petroleum & Natural Gas	10	658	282	42.22%	339	87.82%
7	Ministry of Defence	18	521	326	60.48%	111	52.11%
8	Ministry of Personnel, Public Grievances & Pensions	4	494	326	65.46%	96	55.81%
9	Ministry of Coal	7	385	31	7.91%	339	93.91%
10	Ministry of Science & Technology	15	319	58	17.37%	266	96.38%
Total of top ten Ministries		792	13079	4213	30.37%	7063	73.13%
Total of Ministry		888	15298	4888	31.95%	8466	74.93%

Table 3.10 List of Public Authorities which have received at least 50 appeals but rejected none during 2006-07

SN	Public Authority	Received 2006-07	Ministry
1	Delhi Development Authority	8303	Ministry of Urban Development
2	Estate Office	1082	Department of Home
3	Aligarh Muslim University	853	Department of Secondary & Higher Education
4	Hindustan Shipyard Ltd.	837	Department of Shipping
5	National Highways Authority of India (NHAI)	528	Department of Road Transport & Highways
6	DG, Doordarshan	475	Ministry of Information & Broadcasting
7	National Human Rights Commission	403	Department of Home
8	Department of Expenditure	373	Ministry of Finance
9	CSIR Headquarters, New Delhi	302	Department of Scientific & Industrial Research
10	Ministry of Social Justice & Empowerment	295	Ministry of Social Justice & Empowerment
11	Department of AYUSH	244	Ministry of Health & Family Welfare
12	Department of Road Transport & Highways	221	Ministry of Shipping, Road Transport & Highways
13	Ministry of Power	171	Ministry of Power
14	Geological Survey of India	162	Ministry of Mines
15	Konkan Railway	160	Ministry of Railways
16	National Hydroelectric Power Corporation	157	Ministry of Power



SN	Public Authority	Received 2006-07	Ministry
17	Department of Animal Husbandry & Dairying	154	Department of Animal Husbandry & Dairying
18	Department of Shipping	152	Ministry of Shipping, Road Transport & Highways
19	Chief Engineer (NDZ)I	143	Ministry of Urban Development
20	Department of Ex-Servicemen Welfare	138	Ministry of Defence
21	Board of Industrial and Financial Reconstruction	135	Department of Economic Affairs
22	Registrar of Newspapers of India	125	Ministry of Information & Broadcasting
23	Legislative Department	125	Ministry of Law & Justice
24	Office of the Chief Labour Commissioner (Central)	122	Ministry of Labour & Employment
25	Department of Administrative Reforms & PG	121	Department of Administrative Reforms & PG
26	JAMIA MILLIA ISLAMIA	119	Department of Secondary & Higher Education
27	Central Water Commission	119	Ministry of Water Resources
28	Department of Pensions & Pensioners Welfare	115	Ministry of Personnel, Public Grievances & Pensions
29	National Savings Institute (NSI)	111	Department of Economic Affairs
30	Chief Commissioner of Customs & Central Excise, Nagpur Zone	111	Department of Revenue
31	Department of Atomic Energy	102	Department of Atomic Energy
32	Bhakra Beas Management Board	102	Ministry of Power
33	Nuclear Power Corporation Of India	96	Department of Atomic Energy
34	Directorate of Advertising and Visual Publicity	88	Ministry of Information & Broadcasting
35	Indian Rare Earth Lmt.	87	Department of Atomic Energy
36	Indian Council of Forestry Research Education, Dehradun	86	Ministry of Environment & Forests
37	National Commission for Scheduled Castes	83	Ministry of Social Justice & Empowerment
38	Department of Consumer Affairs	78	Ministry of Consumer Aff., Food, & Public Dist.
39	Ali Yavar Jung, National Institute for the Hearing Handicapped	78	Ministry of Social Justice & Empowerment
40	Bhabha Atomic Research Centre	77	Department of Atomic Energy
41	Ministry of Youth Affairs & Sports	77	Ministry of Youth Affairs & Sports
42	Department of Tourism	76	Ministry of Tourism & Culture
43	Ministry of Textiles	75	Ministry of Textiles
44	Chief Engineer (NZ)II	75	Ministry of Urban Development
45	Central Pollution Control Board, Delhi	72	Ministry of Environment & Forests
46	Indian Railway Catering & Tourism Corporation Ltd.	71	Ministry of Railways
47	Planning Commission	71	Planning Commission

SN	Public Authority	Received 2006-07	Ministry
48	Eastern Coalfields Limited	70	Ministry of Coal
49	CBDT	69	Department of Revenue
50	Department of Chemicals & Petrochemicals	68	Ministry of Chemicals & Fertilizers
51	Central Council for Indian Medicine	68	Department of AYUSH
52	National Crime Record Bureau	67	Department of Home
53	Shipping Corp. of India Ltd.	67	Department of Shipping
54	Department of Public Enterprises	65	Ministry of Heavy Industry & Public Enterprises
55	Chief Engineer (NDZ)II	64	Ministry of Urban Development
56	Ministry of Parliamentary Affairs	63	Ministry of Parliamentary Affairs
57	Chief Commissioner of Customs Preventive, Chennai Zone	62	Department of Revenue
58	Controller General of Accounts	60	Ministry of Finance
59	Development Commissioner, Small Scale Industries	57	Ministry of Small Scale Industries
60	Department of Defence Production	55	Ministry of Defence
61	Rural Electrification Corporation Ltd.	52	Ministry of Power
62	Department of Rural Development	50	Ministry of Rural Development
63	CRRI, New Delhi	50	Department of Scientific & Industrial Research
64	National Water Development Agency	50	Ministry of Water Resources
65	Delhi Milk Scheme, New Delhi	46	Department of Animal Husbandry & Dairying

Table 3.11: List of Prominent Ministries which have received 3 percent of the total RTI requests or more during 2006-07

SN	Ministry	Num- ber of req- uests rece- ived	Percen- tage of total req- uests	Name of PA	PA-I Num- ber of Req- uests	% of total req- uests for Mini- stry	Name of PA	PA-II Num- ber of Req- uests	% of total req- uests for Mini- stry
1	Ministry of Home Affairs	52353	30.50%	UT of Delhi	34011	65.00%	Delhi Police Department of Coordination (Police Wireless)	6001	11.50%
2	Ministry of Communications & Information Tech.	20806	12.10%	Department of Posts	15339	73.70%	Department of Telecommuni- cations	3956	19.00%
3	Ministry of Finance	18830	11.00%	Reserve Bank of India	1446	7.70%	Bank of India	1394	7.40%
4	Ministry of Railways	11797	6.90%	Ministry of Railways	11400	96.60%	Konkan Railways	160	1.40%
5	Ministry of Urban Development	10938	6.40%	Delhi Development Authority	8303	75.90%	Ministry of Urban Development	699	6.40%



SN	Ministry	Number of requests received	Percentage of total requests	Name of PA	PA-I Number of Requests	% of total requests for Ministry	Name of PA	PA-II Number of Requests	% of total requests for Ministry
6	Ministry of Personnel, Public Grievances & Pensions	5666	3.30%	Department of Personnel & Training	1387	24.50%	Union Public Service Commission	1362	24.00%
7	Ministry of Defence	5521	3.20%	Directorate General Defence Estates (DGDE)	2687	48.7%	Indian Army	1090	19.70%
8	Ministry of Labour & Employment	5242	3.08%	Employee Provident Fund	3297	62.90%	Employees State Insurance	840	16.00%

Chapter 4

SIGNIFICANT INITIATIVES BY MINISTRIES/DEPARTMENTS/ PUBLIC AUTHORITIES AND SUGGESTIONS FOR REFORMS

4.1 Introduction

4.1.1 This chapter is divided in two parts:

The first part describes the significant initiatives undertaken by Public Authorities to implement the RTI Act.

The second part is a brief account of the suggestion for reforms by Public Authorities to meet the challenges they faced in effectively implementing the RTI Act.

4.1.2 For both parts, this chapter accounts for only those public authorities who have responded to the Commission's circulars to various ministries for compliance and action taken reports (Annexes 1, 2, 3). The deadline for sending the response from ministries was February 29, 2007. Data given in table 4.1 is the basis for analysis of suggestions.

4.2 Part I—Significant initiatives undertaken by Public Authorities

4.2.1 Section 25 (3) (f) of the RTI Act mandates that public authorities should report:

“Any facts which indicate an effort by the public authorities to administer and implement the spirit and intention of the Act”.

4.2.2 Only those significant initiatives that have gone beyond the mandatory requirements for compliance under the Act have been presented as efforts to administer and implement the Act. Therefore, the appointment of information officers and compliance under Section 4 of the Act have not been included here as efforts, since they are of a mandatory nature and require strict compliance.

4.2.3 Department of Administrative Reforms & Public Grievances, Ministry of Parliamentary affairs, Department of Bio-Technology, and Ministry of Mines have used their websites to disseminate information about activities of their own departments/ministries. Department of Administrative Reforms and Public Grievances has used its department website (<http://darp-grievances.nic.in>) to facilitate lodging of grievances by any citizens from any web based facility anywhere in India.

4.2.4. Ministry of Mines has reported that its existing Public Grievance Redressal and Monitoring System (PGRMS) are being upgraded to a more comprehensive monitoring system that will become operational shortly to users.

4.3 Part II—Suggestion for reforms by Public Authorities

4.3.1 In addition to the suggestions for the “development, improvement, modernization, reform or amendment to this Act or other legislation or common law or any other matter relevant for operationalising the right to information” that the Commission is mandated to provide in respect of every public authority under Section 25 (3) (g), it has received suggestions from some public authorities for reforming the Act to ensure better implementation. These suggestions are listed in the following.

4.3.2 Fees

Several public authorities including the Ministry of Minority Affairs, Department of Road Transport and Highways, Ministry of Water Resources etc have suggested that the fee be increased for detailed information covering large periods of time, and if information is sought in a format in which it is generally not maintained by Ministries/Departments. These public authorities feel this is a lacuna, which needs to be taken care of, to discourage frivolous and superfluous requests under the Act and to discourage non-serious information seekers. This increase is also necessary as reply to any information involves a lot of secretarial



work, postage and other expenses which are not covered in the fees. For seeking the information for commercial purpose, the amount of fees may be raised considerably depending on the volume of information sought by the information seekers. Ministry of Parliamentary Affairs suggested that there should be a provision for depositing the fee in any post offices.

4.3.3 Time to Respond

Ministry of Parliamentary Affairs also suggested time limit for the process for requests seeking archival information/ historical facts should be increased. If information asked is freely available and easily available/ accessible in public documents, websites, in such cases it should be sufficient to draw attention of the applicant to such documents / websites. This is important in the light of increasing number of requests. Department of Road Transport and Highways suggested increasing the response time from 30 days to 60 days in general and requests seeking information which is voluminous in nature and pertain to more than 10 years should not be entertained.

4.3.4 Capacity Building

Several public authorities had earlier reported that they had undertaken training of their Public Information Officers and issued guidelines about implementing the Act. Ministry of Water Resources suggested that capacity building programmes should be further strengthened in order to efficiently handle large number of requests as the inflow of such requests is rising at an increasing rate.

4.3.5 Means of Communication

- (i) Means of communication which presently takes place through a registered post needs to be streamlined and clearly defined to avoid unnecessary communication to improve response time and reduce expenditure.
- (ii) Other suggestions:
 - Solution needs to be provided for returning excess fees deposited by the applicants.
 - Fixing of a ceiling on the number of RTI applications that an individual can make on the same issue.
 - Excluding the office bearers of employees association from seeking information under RTI Act since they have other means/source to seek such information.
 - When specific information is asked which may be available in large number of documents, it may not be possible for the CPIO to provide specific information as requested. Hence, the process should be streamlined.
 - One application may seek only one or two items of information and the issues should be related to the ministry concerned. Seeking omnibus information relating to various ministries in one application should be avoided.
 - No opinion or abstract should be asked for on any subject as the RTI Act is meant for seeking information and not advice or opinion.
 - Some individuals particularly belonging to certain profession have started practicing "information seeking" as a profession and send too many applications just for the fun of it. Hence, applicants should be asked to disclose the purpose for which the information is being sought.
 - At present in the name of Right to Information Act, most of the information seekers ask/request for redressal of their grievances. Therefore, there is a great need for making distinction between information and grievances.

4.3.6 Conclusion

Several public authorities have reported compliance with mandatory obligations under the Act, such as the appointment of Public Information Officers and disclosing information *suo motu* as required by Section 4 and its sub-sections. However, the stocktaking of the implementation of the Act by Ministries, Departments and their public authorities for 2006-07 reveals that more still needs to be done. For Example:

- Public Authorities have overwhelmingly supported and provided the desired information, however all public authorities have to streamline the process of reporting the same through website or otherwise. Proper indexing and computerization of records for regular and consistent publishing on the website of the public authority is required so that members of the public do not need to personally file an application or visit the officials to seek information.
- In the light of large number of requests now filed with the public authorities, the process of communication has to be streamlined. In addition to the present media i.e. through post office, the new communication channels have to be identified, implemented and enforced.

Table 4.1 Suggestions/Recommendations received from Ministries/Departments

SN	Ministry/ Department	Subject	Suggestions/Recommendations
1.	Department of Administrative Reforms & PG	Effort to Administer and Implement the Act (Section 25(3)(f))	Under Section 25(3)-(f): (a) Department's website http://darpg.nic.in facilitates on the lodgings of grievances by any citizen from any web based facility anywhere in India. (b) The existing Public Grievance Redress and Monitoring system is being upgraded to a more comprehensive monitoring system that will become operational shortly.
2.	Department of Bio-Technology	Effort to Administer and Implement the Act (Section 25(3)(f))	All the requisite information is hosted on the website to promote transparency. <ul style="list-style-type: none"> - CPIOs /CAPIOs are appointed to administer the disclosure/ furnishing of information under the Act. - Disposal of applications received under RTI Act is made within the stipulated time limit.
3.	Department of Commerce	Recommendations for the improvement	<ul style="list-style-type: none"> i. Solution need to be provided for returning excess fees deposited by the applicant. ii. All communication means for the applicants need to be streamlined and clearly defined to avoid unnecessary delay in correspondence and expenditure. The Act may be amended to incorporate the above suggestions.
4.	Department of Commerce	Reform or Amendments to RTI Act	<ul style="list-style-type: none"> i. Fixing of a ceiling on the number of RTI applications that an individual can make on the same issue. ii. Excluding the office bearers of employee's associations from seeking information under RTI Act since they have other means/sources to seek such information.



SN	Ministry/ Department	Subject	Suggestions/Recommendations
			<p>iii. When a specific information is asked which may be available in large number of documents it may not be possible for the CPIO to provide specific information as requested. The Act may be amended accordingly in the light of above suggestions</p>
5.	Department of Fertilizers	Effort to Administer and Implement the Act (Section 25(3)(f))	Wide Publicity: Information pertaining to Hindustan Fertilizer Corporation Limited (HFCL) has been put on the company's web site. Web site is updated regularly with giving more information. All queries requested are replied in complete.
6.	Department of Industrial Policy & Promotion	Effort to Administer and Implement the Act (Section 25(3)(f))	This Office has designated one Central Public Information Officer, one Central Assistant Public Information Officer and an Appellate Authority and 17 Manuals are prepared under Section 4(1)(b) of RTI Act, 2005 to administer and implement the Act as envisaged Section 25(3)(1) of RTI Act. It is endeavor of the office to provide every possible information to the applicant/clients within the stipulated time under the Act. Hence, this office has attempting every possible effort to Administer and Implement the Act.
7.	Department of Revenue	Others	Office of the Chief Commissioner, Central Excise & Service Tax, Ranchi Zone, Patna is correct office address. Service Tax should be there in place of Sales Tax.
8.	Department of Road Transport & Highways	Recommendations for the improvement	<p>i. The time limit for furnishing the information should be increased from 30 to 60 days.</p> <p>ii. Any application seeking information in voluminous nature pertaining to more than 10 years should be discouraged.</p> <p>iii. Some individuals particularly advocates have started practicing "information seeking" as a profession and send to many applications just for the fun of it. Hence, applicants should be asked to disclose the purpose for which the information is being sought.</p> <p>iv. Fee for providing information should be raised from Rs. 10 to Rs. 50 to discourage non-serious information seekers. The increase is also necessary as reply to any information involves a lot of paper work</p> <p>v. Fee for filing Appeal should also be prescribed to discourage non-serious appellants.</p>

SN	Ministry/ Department	Subject	Suggestions/Recommendations
			vi. At present in the name of Right to Information Act, most of the information seekers ask/request for redressal of their grievances. Therefore, there is a great need for making distinction between information and grievances.
9.	Ministry of Information & Broadcasting	Effort to Administer and Implement the Act Section 25(3)(f))	no suggestions
10.	Ministry of Mines	Effort to Administer and Implement the Act (Section 25(3)(f))	All applications under RTI Act have been disposed in time. Fee prescribed under the Act is too less. This may encourage some persons to ask irrelevant information. Fees do not cover expenses on postage and other expenses. Since a lot of secretarial work is involved for providing the information, it is felt that the fee charged is rather too less. Fee per page should be enhanced to Rs. 10 and postage (Registered or Speed Post) charges should also be collected extra. In Section 8(1) a provision could be inserted providing for a time limit of 20 years for which applicant could ask for the information.
11.	Ministry of Minority Affairs	Effort to Administer and Implement the Act (Section 25(3)(f))	i. To discourage frivolous applications, there should be some provision in the Act that information sought must either be of relevance to the applicant's interest or should be of public interest. ii. Time limit of one month for disposal of request should be suitably increased.
12.	Ministry of Parliamentary Affairs	Recommendations for the improvement	i. One Application may seek only one or two items of information and the issues should be related to the ministry concerned. Seeking omnibus information relating to various ministries in one application should be avoided. ii. No opinion or abstract should be asked for on any subject as the RTI Act is meant for seeking information and not advice or opinion. iii. For seeking information for commercial purpose, the amount of fees may be raised considerably depending on the volume of information sought by them. iv. There should be a provision for depositing the fee in any post office. v. For seeking archival information/historical facts, the time limit for supplying the information may be raised. vi. Applicants should not ask for information freely and easily available/accessible in public documents, web sites. In such cases it should be sufficient to draw the attention of the applicant to such documents/websites.



SN	Ministry/ Department	Subject	Suggestions/Recommendations
13.	Ministry of Parliamentary Affairs	Effort to Administer and Implement the Act (Section 25(3)(f))	All important and updated information relating to the Ministry is put on the website.
14.	Ministry of Railways	Effort to Administer and Implement the Act (Section 25(3)(f))	More than five digit figure not accepted in annual returns in head of amounts etc.
15.	Ministry of Textiles	Effort to Administer and Implement the Act (Section 25(3)(f))	RTI Act- 2005 is in itself compact and has elaborate provisions for its implementation, monitoring and reporting. However, some times various applications are moved by the persons. It is therefore, recommended that applicant may be insisted to intimate reason for seeking information under RTI Act.
16.	Ministry of Tourism	Recommendations for the improvement	The prescribed format on the net does not accept any font and hence information cannot be filled in.
17.	Ministry of Water Resources	Effort to Administer and Implement the Act (Section 25(3)(f))	<p>Efforts have been made to implement the provisions of the Act and the directions issued by DoPT/ CIC from time to time. Provision may be made for application under the RTI Act to contain the information of necessity for seeking particular information/ documents under this Act. A fee of Rs. 10/- may be fixed for only one information whether it is in the form of information or single document.</p> <p>For more than one piece of information, an additional fee may be charged accordingly.</p> <p>Capacity building Programme for PIOs needs to be strengthened.</p>
19.	Prime Minister Office	Others	<p>In two of the three cases in which requests were rejected invoking provisions of Section 8(1)(j), Section 8(1)(e) was also simultaneously invoked. Since, the annual return form hosted on the website does not have the provision to reflect simultaneous invocation of more than one provision for rejecting a request, the figure in the column relating to section 8(1)(e) has been indicated as nil.</p> <p>It is requested that the above information may kindly be suitably reflected in the annual return being collated by the commission and, further, suitable provision may be made for allowing such entries to be appropriately reflected in the return in future.</p>

Chapter 5

RECOMMENDATIONS OF CIC FOR REFORM

5.1 Introduction

The second year of the implementation of the RTI Act proved to be an enriching experience for all stakeholders – citizens, civil society organizations, public authorities and the Information Commissions. The public authorities got more time during this year. Accordingly more have provided the information and the efforts made by many have been commendable. But given the high public expectations from the law, it was inevitable that the shortcomings would be highlighted far more than the achievements. The experience of the Commission while dealing with complaints and appeals from the public in the year 2006-07 of the operation of the Act has demonstrated that its effective implementation requires the following issues to be addressed by various stakeholders. This chapter is divided into two parts. The recommendations by the commission under section 25(5) are detailed in section 5.2. The observations made by the Commission are presented in section 5.3. The last section 5.3 embodies the general recommendations by the commission for improving the system for free flow of information

5.2 Recommendations under Section 25(5)

Under the authority vested in the Central Information Commission under Section 25(5) of RTI Act, the CIC made following recommendations to the Public Authorities

5.2.1 Streamlining the procedure of dealing with RTI Applications

CIC recommended to the Chairman, Delhi Transport Corporation (DTC)¹, Delhi Jal Board², Home Police -1 / Estt. Department of the Government of National Capital Territory (GNCT) Delhi³ and DOPT⁴ to review the established process of receiving, processing and responding to RTI applications, make necessary improvements on the same to streamline the process of dealing with RTI applications.

CIC recommended to the Directorate of Estates⁵ that in the interest of transparency and accountability, the process of upload u/s 4(1) be expedited and completed keeping in mind the reference to license fee, within two months from the date of issue of the Decision Notice.

The Public Authority will ensure that infrastructure for servicing of RTI applications is so designed as to ensure that no delay occurs in responding to applications. Secretary, Ministry of Personnel, Public Grievances & Pension is advised to ensure that the advice given by CIC on improving the servicing of RTI is implemented expeditiously.

CIC recommended to Home Police -1 / Estt. Department of the Government of National Capital Territory (GNCT) Delhi⁶ to streamline its procedure to ensure early action on applications made in matters which have a bearing on disclosure of information held by the department

CPIO President's Secretariat is advised to streamline the receipt and disposal of applications under RTI Act in the President's Secretariat⁷ so that the receipt and disposal of applications under the RTI Act, remains in conformity with the Act.

¹ Appeal No.CIC/WB/A/2006/00759 dated 19-9-2006

² Appeal No. CIC/WB/A/2007/00234 dated 26-2-2007

³ Appeal No. CIC/WB/A/2006/00783 & 784 dt. 18-10-06 & 965 & 995 dt. 1-12-06

⁴ Adjunct to Appeal No. CIC/WB/A/2006/01054 dated 30-12-06

⁵ Appeal No.CIC/WB/A/2006/00695 dated 21.9.2006

⁶ Appeal No. CIC/WB/A/2006/00783 & 784 dt. 18-10-06 & 965 & 995 dt. 1-12-06

⁷ Adjunct to Complaint No.CIC/WB/C/2007/00046 dated 24-2-2007



5.2.2 Strengthening of Staff for Efficient disposal of Applications

CIC recommended to the DONER (Ministry for Development of North Eastern Region)⁸ that it should strengthen its staff in a manner that would lead to the efficient disposal of applications received under the RTI Act by taking assistance of the Ministry of Finance and the Department of Personnel & Training in this regard.

CIC observed the case of understaffing and recommended that the Chief Secretary, Government of National Capital Territory (GNCT)⁹ Delhi initiate immediate steps for the following:

- i. Take decision within not more than 15 working days on the proposal of the office of Registrar of Societies to appoint additional staff;
- ii. initiate measures for the e-administration of the office of Registrar of Societies to facilitate access and processing of applications under the RTI Act 2005 as mandated u / s 4 (1) (a) and (b) (i) to (xvii), and Section 4 (2) of the RTI Act .

5.2.3 Implementation of Homogeneous Fees Structure

The Central Information Commissioners have been in unison in recommending that a homogenous fee structure be implemented for all government agencies in the country for which appropriate recommendations to all 'appropriate governments', can be made by the DoPT.

The DoPT should take a more proactive role in ensuring a homogenous implementation of various applications under the RTI Act. In the Act the 'appropriate government' is required (u / s 27(1) (c) of the Act)) to prescribe the fee payable (under sub sec. (1) & (5) of Sec. 7). This has led to a multiplicity of fee structures in different states in the country, and different legislation and judicial bodies, with a citizen having to pay different rates.

5.2.4 Full Conformity with the Spirit of RTI Act 2005

The CIC recommended to **Central Vigilance Commission (CVC)**¹⁰ to bring their practice into the fullest conformity with the spirit of the RTI Act 2005 as encapsulated in RTI Act 2005. The CIC recommended that the information accessible must be "held by or under the control" of the public authority from whom it is sought.

The Central Bureau of Investigation (CBI)¹¹ is advised by the CIC that a harmonious system be established for receipt, processing and disposal of the RTI applications to bring it into conformity with specifically Sections 6 and 7 of the RTI Act 2005. Given the Central position enjoyed by this public authority in promoting accountability in the working of every public authority, which is a principal objective of the RTI Act 2005; this becomes the mandatory duty of the CBI under this Act. It is suggested that CBI establish a cell for receipt and servicing of RTI applications with branches across the country located in CBI offices, which would be responsible for obtaining and providing information sought by 'citizens' u / s 6 of the Act. The appellate authority / authorities could be designated at a senior level from within this Section / Cell which would then be in a position to monitor the servicing of the Act both in terms of compliance with the provisions of Section 7 of the RTI Act and that of Section 4, and through the medium of appeals closely monitor public responses to the information provided."

CIC recommended the following steps which in their opinion should be taken by the Department of Personnel and Training (DoPT)¹² for promoting greater conformity with the spirit of the RTI Act.

- i. Hyper linkages are created with the RTI Website i.e. <http://rti.gov.in> so that it remains regularly updated.

⁸ Appeal No. CIC/WB/A/2006/01021 dated 20-12-2000

⁹ Appeal No. CIC/WB/A/2006/00963, dated 9-12-2006

¹⁰ Appeal No. CIC/WB/A/2007/00481 dated 30-3-2007

¹¹ Complaint No. CIC/WB/C/2007/00047 dated 24-2-2007

¹² CIC/WB/A/2007/00209 dated 24.2.2007

- ii. The RTI Division of the DoPT is a small Division, woefully short of manpower, although it is headed by a Jt. Secretary who is also assigned other duties. Because DoPT is the administrative department for the implementation of the RTI Act, and therefore the key to its successful implementation, this Division of the DoPT is required to be strengthened under the RTI Act 2005. Secretary DoPT is advised to initiate steps to strengthen this Division in order that it might play the role envisaged for it by the RTI Act which makes it, acting on behalf of the President of India, the "Prescribed Authority"

The CIC observed that though the Public Authorities are organizing training programs, it is focused specially for the provision of the Act and not on the issue of sensitivity involved with it. It recommended DoPT that a module on sensitization be included for the training on RTI Act so that some time may be devoted on this topic by trainers. The DOPT was advised to bring its question and answer section of its web site in conformity with the law.

5.2.5 Respect the Dignity of Citizens

The CIC made it very clear that the responsibility of the Public Information Officer (s) is not only to provide information under RTI Act but also to respect the dignity of the citizen. It is, therefore very important that Public Authorities maintain certain general level of courtesy with the information seekers and a system to this effect be put in place by each department of the Government.

The CIC noticed the callous attitude of DDA authorities and feels that much of the information asked for by the Appellant could be disclosed suo moto. Failure amounts to denial of the right of a member of the public and also denial of natural justice. The Commission makes a strong recommendation to the DDA in this regard and hopes that there are no more cases like this one.

5.2.6. Specific Cases of Recommendation

Dissemination of Information: The Chief Information Commissioner recommended to the DG, NIC¹³ to upload information on processing of environmental clearance up to the stage of minutes of expert committee report, of all applications that have been submitted to the Ministry of Environment and Forests (MOEF) so that these can be accessible to the public as mandated u / s 4 (1) of the RTI Act within a specified time limit of 15 working days.

In another case, the Commission recommended to the Chairman, Railway Board¹⁴, to initiate an inquiry, after all the dues to the Appellant are paid, as to why and because of whom the case has been delayed for 18 years. The Appellant would be entitled to an interest on the amount due to him from the Government as per Govt. rules. This interest is a loss of public money. Therefore, the Commission would like those persons to be identified and be held responsible for this loss of public money on account of interest liability.

The Chief Information Commissioner recommended that the Government should take assertive view on the proactive disclosures by Public Authorities as mandated u/s 4(1)(b) of the RTI Act 2005, not only in terms of Public Authorities under the jurisdiction of the Central Government but also for the State Public Authorities.

5.3 Observations

5.3.1 Promotion of employees of Public Authorities

Departmental Promotion Committee (DPC)¹⁵ has been constituted to decide eligibility of employees of a public authority for promotions.

¹³ Complaint No. CIC/WB/C/2007/00050 dated 26-2-2007

¹⁴ Decision No. CIC/OK/A/2006/00644 dated 26/03/2007

¹⁵ F.No.CIC/AT/A/2006/00470



The legality, objectivity and equity of these functions is a governance related issue and not about any person. A process of preparation of the merit list of employees of a public authority in a given category is an essentially public activity. It may have its confidential parts as well as non-confidential parts. It may even have parts which when sought out for disclosure may attract Section 8(1) (j) or any other sections. The key consideration in all such matters is whether what an appellant wishes to have is matter of a public nature or it is personal to the appellant.

The Commission has in earlier cases decided that ACRs and ACR gradings of employees are not liable to be disclosed under the RTI Act (Section 8(1) (e) and Section 8 (1) (j)). Hence while disclosing DPC proceedings and related information, ACRs and ACR gradings are to be and can be excluded applying Section 10 (1) of the Act. Thus file employee's own ACR can be disclosed but of others can not be done.

The Appellant had also asked for the documents concerning the proceedings to the Screening Committee¹⁶ for extension of services of not only himself but other employees on the plea that he had been victimized. The Respondents produced before the Commission a letter from the Desk Officer of the Ministry of Human Resource Development stating that the decisions of the Board of Governors which in this case were supposed to approve and rectify of the recommendations of the Screening Committee were "*secret in nature and it cannot be given*". The Commission takes grave objection to such a statement for after all no public authority whatsoever is above the RTI Act.

5.3.2 Invasion of privacy

The scope of Section 8(1)(j) is as follows: "This Section¹⁷ reads "*information which relates to personal information the disclosure of which has no relationship to any public activity or interest, or which would cause unwarranted invasion of the privacy of the individual unless the Central Public Information Officer or the State Public Information Officer or the appellate authority, as the case may be, is satisfied that the larger public interest justifies the disclosure of such information*". This Section has to be read as a whole. If done so, it would be apparent that that "personal information" does not mean information relating to the information seeker, but about a third party. That is why, in the Section, it is stated "*unwarranted invasion of the privacy of the individual*". If one were to seek information about himself or his own case, the question of invasion of privacy of his own self does not arise. If one were to ask information about a third party and if it were to invade the privacy of the individual, the information seeker can be denied the information on the ground that disclosure would invade the privacy of a third party. Therefore, when a citizen seeks information about his own case and as long as the information sought is not exempt in terms of other provisions of Section 8 of RTI Act, this section cannot be applied to deny the information.

5.3.3 Interpretation of Rules and Acts

The RTI Act has no scope for the public authorities assuming the role of consultants to individual information-seekers in the matter of the powers of the public authority, especially when these are already covered by statutes, procedures, rules and instructions issued from time to time, which themselves are in the public domain.

The Commission notes that when much of the information appellant is seeking relates converge on interpretation of Rules and Acts, which one should be able to obtain oneself by going through the various publications such as the SEBI Acts, Rules and guidelines and so on.

In compliance with the guidelines of the RBI, all the Banks are required to disclose the relevant information to the extent clearly specified by the RBI. And, such details are expected to be put in public domain, including the website of the respective Banks. The information which are not identified or do not exist in any form, cannot be furnished. However, the

¹⁶ No.CIC/OK/C/2006/00474

¹⁷ Appeal No. 97/ICPB/2006

information that is available with any public or private body and the disclosure of which are in public interest should be sought and provided u / s 2(f) of the Act.

5.3.4 Language Issues

The Commission takes grave objection to using objectionable language in the application to send a message to all the Appellants not to cross the borders of decency and propriety in use of language in their appeals. Some of the problems in communicating to the appellant¹⁸ arise from the fact that the queries of the appellant in the RTI-application are couched in non-specific language. The appellant was therefore asked to provide precise information. There is a lot to be gained by a potential information-seeker by pin-pointing the information they solicit.

5.3.5 Communication Issues

It has been observed in several cases there has been delay in response. In a case where a letter was sent by ordinary post for which the Respondents only had the proof of dispatch from their Section to their Central Registry, the Appellant might have reservations about receiving the same. In other case, the Respondents did not receive the application from the post office in which the Appellant had filed his application.

The commission recommended that henceforth the Respondents should ensure that they have some proof of dispatch, i.e., they send their letter to the Appellants either under the UPC¹⁹ cover or by Registered or Speed Post.

5.3.6 Weeding out of Information

As for the supply of information, in one case the information asked for by the Appellant was weeded out as per their official guidelines²⁰. The commission recommends, in such cases where the information has been weeded out, the respondents should provide appellant with a copy of the rules on the basis of which the files have been weeded out and also issue a certificate to this effect

5.3.7 Computerization of Information

CIC in its decision of the case of Education Department of Municipal Corporation of Delhi (MCD)²¹ mentioned that CIC will write to the office of Registrar General of India to ensure expeditious digitization so that information requested by the citizens be provided in conformity with Section 4 (1) (a) and (d) of the RTI Act and easily accessible to all.

5.3.8 Training of staff

The Principal Secretary, Urban Development²², Appellate Authority will take steps to ensure that the staff dealing with RTI Act specifically and the staff of the department in general are fully trained, acquainted and made aware of the provisions of RTI Act so that the kind of confusion demonstrated in dealing with this applications is not repeated on pain of penalty u / s 20 (1) of the RTI Act.

5.4. General Recommendation

Thmeasures recommended by CIC for improving the system for free flow of information, and enhancing the public awareness are:

5.4.1. Administrative reforms and computerization

As part of administrative reform the government has initiated the process of computerization in many of its institutions. RTI Act mandates the obligations of the Government in regard to scientific management of all official records. The Government must set apart the adequate

¹⁸ F.No.CIC/AT/A/2006/00509

¹⁹ No.CIC/OK/A/2006/00657

²⁰ No.CIC/OK/C/2006/00179

²¹ Appeal No.CIC/WB/A/2006/00570, 571, 893 & 909

²² Appeal No.CIC/WB/A/2006/00304



fund to accelerate the adoption of computerized management information systems by all Public Authorities down to the district & village level. The Programme of computerization must be made time bound for the success of information delivery under RTI Act.

5.4.2. Spreading Awareness

All State Governments must undertake, through all forms of mass media, and extensive public awareness program to educate the people about their right to information. RTI Act, 2005 must be publicized in all official state languages and made freely and widely available on internet and print form. Sufficient fund should be allocated by the State Governments for the media campaign. The State Governments would do well to study the arrangements undertaken by other Governments and also by independent professional bodies engaged in the task of promotion of public awareness about right to information. Educational institutions should introduce awareness to RTI Act by inclusion of Right to Information in the curriculum.

5.4.3. Monitoring & Reporting

Most of the Commissions have provided on their website a link that enables all Administrative Department of the Government to upload material in regard to management of information by the Public Authorities within their purview. The Departments in turn should ensure that the public authorities supply information to them regularly and continuously by uploading on the web site.

5.4.4. Ensuring Pro-active Disclosures and Capacity Building:

It is the duty of all Governments/departments to proactively make available key information to all citizens. All Public Authorities must strictly fulfill their obligations under Section 4 of the Act in compliance of Section 4 and Section 5, every Administrative Secretary should be held responsible for pro-active disclosure and capacity building by all Public Authorities within his purview.

5.5 National Convention on 'ONE YEAR OF RTI'

On completion of one year of implementation of RTI Act, Central Information Commission organised a three day National Convention at Vigyan Bhawan during 12th-15th October, 2006. Three day convention was inaugurated by Hon'ble President Dr. APJ Abdul Kalam and the valedictory session was presided over by Dr. Manmohan Singh, Hon'ble Prime Minister of India. The convention was attended by over a thousand participants consisting of Civil Society, Media, Academia, Jurists and the representatives of the Public Authorities.

Four panels of experts discussed the following subjects: **"One Year of RTI - Taking Stock - Its Success & Shortcomings"**, **"Approaches to maximum Disclosure and promotion of open Government especially with emphasis on Improving Information Storage, maintenance and thereby faster Retrieval"** and **"Dealing with the Challenges before the RTI and Chalking out a Roadmap for the future, including creating awareness till the grassroots level and simplification of procedures."** The fourth panel deliberated on the issues raised by state Chief Information Commissioners and state Information Commissioners. The constitution of the panel and the outcomes and recommendations are in **Annexure 5**. There was an interactive session of the "Citizens' Speak". Citizens were given opportunity to present their views during the Convention. Some suggestions were received as a write up too.

Dr. Kalam while concluding his inaugural address observed: "Conscience is the light of the Soul that burns within the chambers of our psychological heart. It is as real as life is. It raises the voice in protest whenever anything is thought of or done contrary to righteousness. Conscience is a form of truth that has been transferred through our genetic stock in the form of the knowledge of our own acts and feelings as right or wrong.

A virtuous and courageous person can alone use the instrument of conscience. He or she can alone hear the inner voice of the soul clearly. In a wicked person this faculty is absent.

The sensitive nature of his / her conscience has been destroyed by sin or corruption. Hence he or she is unable to discriminate right from wrong. Those who are leading organizations, business enterprises, institutions and governments should develop this virtue of the ability to use their own conscience. This wisdom of using the clean conscience will enable them to enjoy freedom. Once the conscience is clear there is no difficulty in making it as a open book and as an available information to all the stakeholders of the system.”

Dr. Manmohan Singh in his valedictory speech observed “The Central Information Commission has been playing the role of information provider of the last resort to civil society. This convention has given an opportunity to interested citizens, eminent personalities from civil society, Government and Information Commissions at all levels, to deliberate on substantive issues of common concern and enrich us with their suggestions. I am sure the recommendations of the Convention will help Government in addressing measures required to improve the effectiveness of this revolutionary Act.”



ANNEXURES

Annexure 1: Ministry-wise/ Public Authority-wise abstract of Annual Returns																								
SN	Ministry/ Department/ Organization	Request opening balance	Number of Requests Received	Decisions where applications for information rejected	Request Transfer	Number of times various provisions were invoked while rejecting requests														Request disposed	Appeal opening balance	Number of Appeals Received	Decisions where appeals rejected	Decisions where appeals accepted
						Relevant Section of Act 2005 Section 8(1)										Other Sections								
1	2	3	4	5	6	7	8	9	10	11	12	13	14	15	16	17	18	19	20 (Others)	21	22	23	24	25
						(a)	(b)	(c)	(d)	(e)	(f)	(g)	(h)	(i)	(j)	9	11	24						
1	Cabinet Secretariat																							
1.1.1.1	Cabinet Secretariat	0	177	20	123	0	0	0	0	0	0	0	0	12	0	0	0	0	8	34	0	18	13	0
Total		0	177	20	123	0	0	0	0	0	0	0	0	12	0	0	0	0	8	34	0	18	13	0
2	Comptroller & Auditor General																							
2.1.1	Comptroller & Auditor General	0	155	14	5	0	0	0	0	0	0	0	5	0	17	0	0	0	0	136	0	10	8	2
Total		0	155	14	5	0	0	0	0	0	0	0	5	0	17	0	0	0	0	136	0	10	8	2
3	Department of Atomic Energy																							
3.1.1.	Department of Atomic Energy	0	102	0	0	3	0	0	2	6	0	0	0	1	2	0	0	0	0	0	0	0	0	0
3.1.2.	Atomic Energy Regulatory Board	0	10	0	0	0	0	0	0	0	0	0	0	0	0	0	0	0	0	0	0	0	0	0
3.1.3.	Bhabha Atomic Research Centre	0	77	0	0	0	0	0	0	0	0	0	0	0	4	0	0	0	1	0	0	0	0	0
3.1.4.	Directorate of construction , Service Estate Management	0	13	0	0	0	0	0	0	0	0	0	0	0	2	0	0	0	0	0	0	0	0	0
3.1.5.	Directorate of Purchase & stores	0	28	0	0	0	0	0	0	0	0	0	0	0	0	0	0	0	0	0	0	0	0	0
3.1.6.	Electronic Corporation of India Lmt.	0	8	0	0	0	0	0	1	0	0	0	0	0	0	0	0	0	7	0	0	0	0	0
3.1.7.	General Services Organization	0	8	0	0	0	0	0	0	0	0	0	0	0	0	0	0	0	0	0	0	0	0	0
3.1.8.	Heavy Water Board	0	10	1	0	0	0	0	0	0	0	0	0	0	1	0	0	0	0	9	0	0	0	0
3.1.9.	Indian Rare Earth Lmt.	0	87	0	0	0	0	0	3	0	0	0	1	0	6	0	0	0	1	0	0	0	0	0
3.1.10.	Indira Gandhi Centre for Atomic Research	0	11	0	0	0	0	0	0	0	0	0	0	0	1	0	0	0	0	0	0	0	0	0
3.1.11.	Institute For Plasma Research	0	15	1	0	0	0	0	0	0	0	0	0	0	1	0	0	0	0	0	0	0	0	0
3.1.12.	Nuclear Power Corporation Of India	0	96	0	0	0	0	1	0	1	0	0	1	0	0	0	0	0	2	0	0	0	0	0
3.1.13.	Raja Ramanna Centre for Advanced Technology	0	9	0	0	0	0	0	0	0	0	0	0	0	0	0	0	0	0	0	0	0	0	0
3.1.14.	Saha Institute of Nuclear Physics, (SINP)	0	10	0	0	0	0	0	0	0	0	0	0	0	0	0	0	0	0	0	0	0	0	0
3.1.15.	Tata Institute of Fundamental Research	0	14	0	0	0	0	0	0	0	0	0	0	0	0	0	0	0	0	0	0	0	0	0
3.1.16.	Tata Memorial Centre	0	10	0	0	0	0	0	0	0	0	0	0	0	1	0	0	0	0	0	0	0	0	0
3.1.17.	Uranium Corporation Of India Lmt.	0	4	0	0	0	0	0	0	0	0	0	0	0	0	0	0	0	0	4	0	0	0	0
3.1.18.	Variable Energy Cyclotron	0	6	0	0	0	0	0	0	0	0	0	0	0	0	0	0	0	0	0	0	0	0	0
3.1.19.	Atomic Energy Education Society	0	19	0	0	0	0	0	0	0	0	0	0	0	0	0	0	0	0	19	0	0	0	0

SN	Ministry/ Department/ Organization	Request opening balance	Number of Requests Received	Decisions where applications for information rejected	Request Transfer	Number of times various provisions were invoked while rejecting requests																Request disposed	Appeal opening balance	Number of Appeals Received	Decisions where appeals rejected	Decisions where appeals accepted
						Relevant Section of Act 2005 Section 8(1)										Other Sections										
1	2	3	4	5	6	7	8	9	10	11	12	13	14	15	16	17	18	19	20	21	22	23	24	25		
						(a)	(b)	(c)	(d)	(e)	(f)	(g)	(h)	(i)	(j)	9	11	24	(Others)							
3.1.20	Atomic Minerals Directorate for Exploration & Research	0	9	0	0	0	0	0	0	0	0	0	0	0	0	0	0	0	0	0	0	0	0	0		
3.1.21	Bharatiya Nabhikiya Vidhyut Nigam Ltd. (BHAVINI)	0	5	2	0	2	0	0	0	0	0	0	0	0	0	0	0	0	0	0	3	0	0	0	0	
3.1.22	Harish Chandra Research Institute	0	1	0	0	0	0	0	0	0	0	0	0	0	0	0	0	0	0	0	0	0	0	0		
3.1.23	Heavy Water Plant (Manuguru)	0	3	0	0	0	0	0	0	0	0	0	0	0	0	0	0	0	0	0	3	0	0	0	0	
3.1.24	Heavy Water Plant (Kota)	0	3	0	0	0	0	0	0	0	0	0	0	0	0	0	0	0	0	0	3	0	0	0	0	
3.1.25	Heavy Water Plant (Talcher)	0	1	0	0	0	0	0	0	0	0	0	0	0	0	0	0	0	0	0	1	0	0	0	0	
3.1.26	Heavy Water Plant (Tuticorin)	0	2	0	0	0	0	0	0	0	0	0	0	0	0	0	0	0	0	0	2	0	0	0	0	
3.1.27	Heavy Water Plant (Baroda)	0	5	0	0	0	0	0	0	0	0	0	0	0	0	0	0	0	0	0	5	0	0	0	0	
3.1.28	Institute of Mathematical Sciences,	0	0	0	0	0	0	0	0	0	0	0	0	0	0	0	0	0	0	0	0	0	0	0	0	
3.1.29	Institute of Physics (IOP)	0	2	0	0	0	0	0	0	0	0	0	0	0	0	0	0	0	0	0	0	0	0	0	0	
3.1.30	Nuclear Fuel Complex	0	11	0	0	0	0	0	0	0	0	0	0	0	0	0	0	0	0	0	0	0	0	0	0	
Total		0	579	4	0	5	0	1	6	7	0	0	2	1	18	0	0	0	11	49	0	0	0	0	0	
4	Department Of Space																									
4.1.1.	Department Of Space	4	94	51	0	0	0	0	1	0	0	0	1	0	21	0	0	0	44	40	0	25	24	1		
Total		4	94	51	0	0	0	0	1	0	0	0	1	0	21	0	0	0	44	40	0	25	24	1		
5	Election Commission Of India																									
5.1.1.	Election Commission Of India	0	301	4	31	0	0	0	0	3	0	0	0	0	1	0	0	0	0	266	0	20	0	20		
Total		0	301	4	31	0	0	0	0	3	0	0	0	0	1	0	0	0	0	266	0	20	0	20		
6	Ministry of Agriculture																									
6.1.1.	Ministry of Agriculture Research & Education	0	8	2	0	0	0	0	0	0	0	0	0	0	1	0	0	0	1	6	0	1	0	0		
6.1.2.	National Bureau of Fish Genetic Resources (ICAR)	0	0	0	0	0	0	0	0	0	0	0	0	0	0	0	0	0	0	0	0	0	0	0		
6.1.3.	Indian Council of Agriculture Research	28	910	87	52	3	1	0	4	4	1	1	13	1	36	0	0	0	23	736	4	57	27	31		
Department Total		28	918	89	52	3	1	0	4	4	1	1	13	1	37	0	0	0	24	742	4	58	27	31		
6.2.1.	Department of Agriculture & Cooperation	35	357	13	50	0	0	0	0	0	0	2	2	1	0	0	0	0	8	7	0	0	0	0		
6.2.2.	All India Soil & Land Use Survey	0	13	1	0	0	0	0	0	0	0	0	0	0	1	0	0	0	0	0	0	0	0	0		

SN	Ministry/ Department/ Organization	Request opening balance	Number of Requests Received	Decisions where applications for information rejected	Request Transfer	Number of times various provisions were invoked while rejecting requests																			Request disposed	Appeal opening balance	Number of Appeals Received	Decisions where appeals rejected	Decisions where appeals accepted
						Relevant Section of Act 2005 Section 8(1)										Other Sections													
						7	8	9	10	11	12	13	14	15	16	17	18	19	20 (Others)	21	22	23	24	25					
1	2	3	4	5	6	(a)	(b)	(c)	(d)	(e)	(f)	(g)	(h)	(i)	(j)	9	11	24											
6.2.3.	Central Farm Machinery Training & Tasting Institute	0	15	0	0	0	0	0	0	0	0	0	0	0	0	0	0	0	0	0	0	0	0	0	0	0	0		
6.2.4.	Central Fertilizer quality Control & Training Institute	0	6	0	0	0	0	0	0	0	0	0	0	0	0	0	0	0	0	0	0	0	0	0	0	0	0		
6.2.5.	Coconut Development Board	0	2	0	0	0	0	0	0	0	0	0	0	0	0	0	0	0	0	0	0	0	0	0	0	0	0		
6.2.6.	Commission for Agricultural Cost & Price (CACP)	0	9	0	1	0	0	0	0	0	0	0	0	0	0	0	0	0	0	0	0	0	0	0	0	0	0		
6.2.7.	Directorate for Areca nut & Spice Development	0	3	0	0	0	0	0	0	0	0	0	0	0	0	0	0	0	0	0	0	0	0	0	0	0	0		
6.2.8.	Directorate for Cashew nut & Coconut Development	0	2	0	0	0	0	0	0	0	0	0	0	0	0	0	0	0	0	0	0	0	0	0	0	0	0		
6.2.9.	Directorate for Cotton Development	0	0	0	0	0	0	0	0	0	0	0	0	0	0	0	0	0	0	0	0	0	0	0	0	0	0		
6.2.10.	Directorate for Economics & statistics	0	22	0	0	0	0	0	0	0	0	0	0	0	0	0	0	0	0	0	0	0	0	0	0	0	0		
6.2.11.	Directorate for Extension	0	9	0	3	0	0	0	0	0	0	0	0	0	0	0	0	0	0	0	0	0	0	0	0	0	0		
6.2.12.	Directorate for Jute Development	0	0	0	0	0	0	0	0	0	0	0	0	0	0	0	0	0	0	0	0	0	0	0	0	0	0		
6.2.13.	Directorate For Marketing & Inspection	0	21	1	0	0	0	0	0	1	0	0	0	0	0	0	0	0	0	0	0	0	0	0	0	0	0		
6.2.14.	Directorate for Millets Development	0	2	0	0	0	0	0	0	0	0	0	0	0	0	0	0	0	0	0	0	0	0	0	0	0	0		
6.2.15.	Directorate for Oilseeds Development	2	0	0	0	0	0	0	0	0	0	0	0	0	0	0	0	0	0	0	0	0	0	0	0	0	0		
6.2.16.	Directorate for Plant Protection Quarantine & Stores	0	5	0	0	0	0	0	0	0	0	0	0	0	0	0	0	0	0	0	0	0	0	0	0	0	0		
6.2.17.	Directorate for Rice Development	0	1	0	0	0	0	0	0	0	0	0	0	0	0	0	0	0	0	0	0	0	0	0	0	0	0		
6.2.18.	Directorate for Sugarcane Development	0	0	0	0	0	0	0	0	0	0	0	0	0	0	0	0	0	0	0	0	0	0	0	0	0	0		
6.2.19.	Directorate for Wheat development	0	0	0	0	0	0	0	0	0	0	0	0	0	0	0	0	0	0	0	0	0	0	0	0	0	0		
6.2.20.	National Center of Organic Farming	0	10	0	0	0	0	0	0	0	0	0	0	0	0	0	0	0	0	0	0	0	0	0	0	0	0		
6.2.21.	National Cooperative Development Corporation	0	9	2	0	0	0	0	0	0	0	0	0	0	0	2	0	0	0	0	0	0	0	0	0	0	0		
6.2.22.	National Horticulture Board (NHB)	0	27	0	0	0	0	0	0	0	0	0	0	0	0	0	0	0	0	0	0	0	0	0	0	0	0		
6.2.23.	National Institute of Agriculture Extension Management (MANAGE)	0	7	0	0	0	0	0	0	0	0	0	0	0	0	0	0	0	0	0	0	0	0	0	0	0	0		
6.2.24.	National Institute of Agriculture Marketing (NIAM)	0	4	0	0	0	0	0	0	0	0	0	0	0	0	0	0	0	0	0	0	0	0	0	0	0	0		

SN	Ministry/ Department/ Organization	Request opening balance	Number of Requests Received	Decisions where applications for information rejected	Request Transfer	Number of times various provisions were invoked while rejecting requests																Request disposed	Appeal opening balance	Number of Appeals Received	Decisions where appeals rejected	Decisions where appeals accepted
						Relevant Section of Act 2005 Section 8(1)										Other Sections										
						7	8	9	10	11	12	13	14	15	16	17	18	19	20	21	22					
1	2	3	4	5	6	(a)	(b)	(c)	(d)	(e)	(f)	(g)	(h)	(i)	(j)	9	11	24	(Others)							
6.2.25.	NationalOilseeds & Vegetable Oils Board (NOVOD)	0	7	2	0	0	0	1	0	0	0	0	1	0	0	0	0	0	0	0	1	0	0	0	0	
6.2.26.	National Seeds Corporation Ltd.	0	5	0	0	0	0	0	0	0	0	0	0	0	0	0	0	0	0	0	0	0	0	0		
6.2.27.	North Eastern Regional Farm Machinery Training & Testing Institute	0	2	0	0	0	0	0	0	0	0	0	0	0	0	0	0	0	0	0	0	0	0	0		
6.2.28.	Northern Region Farm Machinery Training & Testing Institute	0	5	1	0	0	0	0	0	0	0	0	0	0	1	0	0	0	0	0	0	0	0	0		
6.2.29.	Small Farmers Agri Business Consortium	0	2	0	0	0	0	0	0	0	0	0	0	0	0	0	0	0	0	0	0	0	0	0		
6.2.30.	Southern Region Farm Machinery Training & Testing Institute	0	2	2	0	0	1	0	0	0	0	0	0	0	1	0	0	0	0	0	0	0	0	0		
6.2.31.	State Farms Corporation of India	0	15	6	0	0	0	0	3	2	0	1	0	0	0	0	0	0	0	0	0	0	0	0		
6.2.32.	Directorate of Pulses Development	0	0	0	0	0	0	0	0	0	0	0	0	0	0	0	0	0	0	0	0	0	0	0		
6.2.33	Directorate of Tobacco Development	0	1	0	0	0	0	0	0	0	0	0	0	0	0	0	0	0	0	0	0	0	0	0		
6.2.34	National Bureau of Fish Genetic Resources (ICAR)	0	0	0	0	0	0	0	0	0	0	0	0	0	0	0	0	0	0	0	0	0	0	0		
Department Total		37	563	28	54	0	1	1	4	2	0	3	3	1	5	0	0	0	8	8	0	0	0	0		
6.3.1.	Department of Animal Husbandry & Dairying	0	154	0	0	0	0	0	0	0	0	0	0	0	0	0	0	0	0	0	0	0	0	0		
6.3.2.	AQCS, Chennai	0	1	0	0	0	0	0	0	0	0	0	0	0	0	0	0	0	0	1	0	0	0	0		
6.3.3.	AQCS, Kolkata	0	0	0	0	0	0	0	0	0	0	0	0	0	0	0	0	0	0	0	0	0	0	0		
6.3.4.	AQCS, Mumbai	0	0	0	0	0	0	0	0	0	0	0	0	0	0	0	0	0	0	0	0	0	0	0		
6.3.5.	AQCS, New Delhi	0	0	0	0	0	0	0	0	0	0	0	0	0	0	0	0	0	0	0	0	0	0	0		
6.3.6.	CCBF, Andeshnagar	0	1	0	0	0	0	0	0	0	0	0	0	0	0	0	0	0	0	0	0	0	0	0		
6.3.7.	CCBF, Avadi	0	0	0	0	0	0	0	0	0	0	0	0	0	0	0	0	0	0	0	0	0	0	0		
6.3.8.	CCBF, Chiplima	0	0	0	0	0	0	0	0	0	0	0	0	0	0	0	0	0	0	0	0	0	0	0		
6.3.9.	CCBF, Dharmrod	0	0	0	0	0	0	0	0	0	0	0	0	0	0	0	0	0	0	0	0	0	0	0		
6.3.10.	CCBF, Hesseghatta	0	0	0	0	0	0	0	0	0	0	0	0	0	0	0	0	0	0	0	0	0	0	0		
6.3.11.	CCBF, Sunebeda	0	8	0	0	0	0	0	0	0	0	0	0	0	0	0	0	0	0	0	0	0	0	0		
6.3.12.	CCBF, Suratgarh	0	0	0	0	0	0	0	0	0	0	0	0	0	0	0	0	0	0	0	0	0	0	0		
6.3.13.	Central Fodder Seed Production Farm, Hessarghatta	0	0	0	0	0	0	0	0	0	0	0	0	0	0	0	0	0	0	0	0	0	0	0		

SN	Ministry/ Department/ Organization	Request opening balance	Number of Requests Received	Decisions where applications for information rejected	Request Transfer	Number of times various provisions were invoked while rejecting requests																Request disposed	Appeal opening balance	Number of Appeals Received	Decisions where appeals rejected	Decisions where appeals accepted
						Relevant Section of Act 2005 Section 8(1)										Other Sections										
						7	8	9	10	11	12	13	14	15	16	17	18	19	20	21	22					
1	2	3	4	5	6	(a)	(b)	(c)	(d)	(e)	(f)	(g)	(h)	(i)	(j)	9	11	24	(Others)							
6.3.14.	Central Frozen Semen Production & Training Institute, Hessarghatta	0	0	0	0	0	0	0	0	0	0	0	0	0	0	0	0	0	0	0	0	0	0	0		
6.3.15.	Central Poultry Development Organization (ER), Bhubaneswar	0	0	0	0	0	0	0	0	0	0	0	0	0	0	0	0	0	0	0	0	0	0	0		
6.3.16.	Central Poultry Development Organization (NR), Chandigarh	0	3	0	0	0	0	0	0	0	0	0	0	0	0	0	0	0	0	0	0	0	0	0		
6.3.17.	Central Poultry Development Organization (WR), Mumbai	0	0	0	0	0	0	0	0	0	0	0	0	0	0	0	0	0	0	0	0	0	0	0		
6.3.18.	Central Poultry Development Organization, Hessarghatta	0	0	0	0	0	0	0	0	0	0	0	0	0	0	0	0	0	0	0	0	0	0	0		
6.3.19.	Central Sheep Breeding Farm, Hissar	0	0	0	0	0	0	0	0	0	0	0	0	0	0	0	0	0	0	0	0	0	0	0		
6.3.20.	CHRS, Ahmedabad	0	0	0	0	0	0	0	0	0	0	0	0	0	0	0	0	0	0	0	0	0	0	0		
6.3.21.	CHRS, Ajmer	0	0	0	0	0	0	0	0	0	0	0	0	0	0	0	0	0	0	0	0	0	0	0		
6.3.22.	CHRS, Ongole	0	0	0	0	0	0	0	0	0	0	0	0	0	0	0	0	0	0	0	0	0	0	0		
6.3.23.	CHRS, Rohtak	0	0	0	0	0	0	0	0	0	0	0	0	0	0	0	0	0	0	0	0	0	0	0		
6.3.24.	CICEF, Bangalore	0	0	0	0	0	0	0	0	0	0	0	0	0	0	0	0	0	0	0	0	0	0	0		
6.3.25.	CIFNET, Cochin	0	28	0	0	0	0	0	0	0	0	0	0	0	0	0	0	0	0	0	0	0	0	0		
6.3.26.	CIFNET, Royapuram	0	0	0	0	0	0	0	0	0	0	0	0	0	0	0	0	0	0	0	0	0	0	0		
6.3.27.	CIFNET, Visakhapatnam	0	0	0	0	0	0	0	0	0	0	0	0	0	0	0	0	0	0	0	0	0	0	0		
6.3.28.	Delhi Milk Scheme, New Delhi	0	46	0	0	0	0	0	0	0	0	0	0	0	0	0	0	0	0	0	1	0	0	0		
6.3.29.	Fishery Survey of India, Bogda	0	6	0	0	0	0	0	0	0	0	0	0	0	0	0	0	0	0	0	2	0	0	0		
6.3.30.	Fishery Survey of India, Chennai	0	0	0	0	0	0	0	0	0	0	0	0	0	0	0	0	0	0	0	0	0	0	0		
6.3.31.	Fishery Survey of India, Cochin	0	0	0	0	0	0	0	0	0	0	0	0	0	0	0	0	0	0	0	0	0	0	0		
6.3.32.	Fishery Survey of India, Mumbai	0	27	0	0	0	0	0	0	0	0	0	0	0	0	0	0	0	0	0	0	0	0	0		
6.3.33.	Fishery Survey of India, Port Blair	0	0	0	0	0	0	0	0	0	0	0	0	0	0	0	0	0	0	0	0	0	0	0		
6.3.34.	Fishery Survey of India, Visakhapatnam	0	0	0	0	0	0	0	0	0	0	0	0	0	0	0	0	0	0	0	0	0	0	0		
6.3.35.	Integrated Fishery Projects, Cochin	0	3	0	0	0	0	0	0	0	0	0	0	0	0	0	0	0	0	0	3	0	0	0		
6.3.36.	Office I.F.P, Visakhapatnam	0	0	0	0	0	0	0	0	0	0	0	0	0	0	0	0	0	0	0	0	0	0	0		
6.3.37.	Random Sample Poultry Production Testing Centre, Gurgaon	0	0	0	0	0	0	0	0	0	0	0	0	0	0	0	0	0	0	0	0	0	0	0		
6.3.38.	RSFP&D, Hissar	0	1	0	0	0	0	0	0	0	0	0	0	0	0	0	0	0	0	0	0	0	0	0		

SN	Ministry/ Department/ Organization	Request opening balance	Number of Requests Received	Decisions where applications for information rejected	Request Transfer	Number of times various provisions were invoked while rejecting requests																Request disposed	Appeal opening balance	Number of Appeals Received	Decisions where appeals rejected	Decisions where appeals accepted
						Relevant Section of Act 2005 Section 8(1)										Other Sections										
1	2	3	4	5	6	7	8	9	10	11	12	13	14	15	16	17	18	19	20	21	22	23	24	25		
						(a)	(b)	(c)	(d)	(e)	(f)	(g)	(h)	(i)	(j)	9	11	24	(Others)							
6.3.39.	RSFP&D, Chennai	0	0	0	0	0	0	0	0	0	0	0	0	0	0	0	0	0	0	0	0	0	0	0		
6.3.40.	RSFP&D, Gandhinagar	0	0	0	0	0	0	0	0	0	0	0	0	0	0	0	0	0	0	0	0	0	0	0		
6.3.41.	RSFP&D, Hyderabad	0	0	0	0	0	0	0	0	0	0	0	0	0	0	0	0	0	0	0	0	0	0	0		
6.3.42.	RSFP&D, Jammu	0	1	0	0	0	0	0	0	0	0	0	0	0	0	0	0	0	0	0	0	0	0	0		
6.3.43.	RSFP&D, Kalyani	0	0	0	0	0	0	0	0	0	0	0	0	0	0	0	0	0	0	0	0	0	0	0		
6.3.44.	RSFP&D, Sri Ganganagar	0	0	0	0	0	0	0	0	0	0	0	0	0	0	0	0	0	0	0	0	0	0	0		
6.3.45.	CCBF Suratgarh	0	0	0	0	0	0	0	0	0	0	0	0	0	0	0	0	0	0	0	0	0	0	0		
6.3.46.	Fisheries Survey of India, Mumbai Base	0	0	0	0	0	0	0	0	0	0	0	0	0	0	0	0	0	0	0	0	0	0	0		
6.3.47.	Fisheries Survey of India, Porbandar Base	0	0	0	0	0	0	0	0	0	0	0	0	0	0	0	0	0	0	0	0	0	0	0		
Department Total		0	279	0	0	0	0	0	0	0	0	0	0	0	0	0	0	0	0	7	0	0	0	0		
Total		65	1760	117	106	3	2	1	8	6	1	4	16	2	42	0	0	0	32	757	4	58	27	31		
7 Ministry of Agro & Rural Industries																										
7.1.1	Ministry of Agro & Rural Industries	1	29	0	1	0	0	0	0	0	0	0	0	0	0	0	1	0	0	0	0	0	1	0		
7.1.2	Khadi & Village Industries Commission	0	172	20	6	0	0	0	0	0	0	0	5	0	0	0	0	0	15	146	0	4	0	4		
7.1.3	Coir Board	0	6	0	0	0	0	0	0	0	0	0	0	0	0	0	0	0	0	0	0	0	0	0		
Total		1	207	20	7	0	0	0	0	0	0	0	5	0	0	1	0	0	15	146	0	5	0	4		
8 Ministry of Chemicals & Fertilizers																										
8.1.1.	Department of Chemicals & Petrochemicals	3	68	0	32	0	0	0	0	0	0	0	0	0	0	0	0	0	0	0	0	3	0	3		
8.1.4.	Hindustan Antibiotic Ltd	0	5	2	0	0	0	0	0	0	0	0	1	0	0	0	0	0	1	3	0	1	0	0		
8.1.5.	Hindustan Insecticide Ltd	0	7	0	0	0	0	0	0	0	0	0	0	0	0	0	0	0	0	7	0	0	0	0		
8.1.7	Indian Drugs & Pharmaceuticals Ltd	2	17	2	0	0	0	0	0	0	1	0	0	0	0	0	1	0	0	2	0	0	0	0		
8.1.9	Institute of Pesticie Formulation Technology	0	0	0	0	0	0	0	0	0	0	0	0	0	0	0	0	0	0	0	0	0	0	0		
8.1.10	National Institute of Pharmaceutical Education and Research	1	12	0	0	0	0	0	0	0	0	0	0	0	0	0	0	0	0	0	0	1	0	0		
8.1.12	Karnataka Antibiotics & Pharmaceuticals Limited	0	4	0	0	0	0	0	0	0	0	0	0	0	0	0	0	0	0	4	0	0	0	0		
Department Total		6	113	4	32	0	0	0	0	0	1	0	1	0	0	0	1	0	1	16	0	5	0	3		
8.2.1.	Department of Fertilizers	0	56	7	4	2	0	0	0	0	0	0	5	0	3	0	0	0	2	45	0	7	3	4		

SN	Ministry/ Department/ Organization	Request opening balance	Number of Requests Received	Decisions where applications for information rejected	Request Transfer	Number of times various provisions were invoked while rejecting requests																			Request disposed	Appeal opening balance	Number of Appeals Received	Decisions where appeals rejected	Decisions where appeals accepted
						Relevant Section of Act 2005 Section 8(1)										Other Sections													
						7	8	9	10	11	12	13	14	15	16	17	18	19	20 (Others)										
1	2	3	4	5	6	(a)	(b)	(c)	(d)	(e)	(f)	(g)	(h)	(i)	(j)	9	11	24		21	22	23	24	25					
8.2.2.	Fertilizers & Chemical Travancore Limited (FACT)	0	12	3	0	0	0	0	0	0	0	0	0	0	0	3	0	0	0	0	9	0	1	1	0				
8.2.3.	Fertilizers Corporation of India Limited (FCI)	0	2	2	0	0	0	0	0	0	0	0	0	0	0	0	0	1	0	1	0	0	0	0	0				
8.2.4.	Fertilizers Industry Coordination Committee (FICC)	0	3	0	0	0	0	0	0	0	0	0	0	0	0	0	0	0	0	0	3	0	0	0	0				
8.2.5.	Madras Fertilizer Ltd. (MFL)	0	6	5	0	0	0	0	0	0	0	0	0	0	0	5	0	0	0	0	1	0	0	0	0				
8.2.6.	National Fertilizer Ltd. (NFL)	2	75	2	0	0	0	0	0	0	1	0	0	2	0	0	0	1	0	0	70	0	6	0	6				
8.2.7.	Projects & Development of India Ltd.(PDIL)	0	3	0	0	0	0	0	0	0	0	0	0	0	0	0	0	0	0	0	2	0	1	0	1				
8.2.8.	Rashtriya Chemicals & Fertilizers Ltd. (RCF)	0	36	1	0	0	0	0	0	0	0	0	0	0	0	0	0	0	0	1	35	0	3	0	3				
8.2.9.	Brahmaputra Galley Fertilizer Corporation Ltd. (BVFCL)	0	5	0	0	0	0	0	0	0	0	0	0	0	0	0	0	0	0	0	5	0	0	0	0				
8.2.10.	FCI Aravali Gypsum & Minerals India Limited (FAGMIL)	0	3	0	0	0	0	0	0	0	0	0	0	0	0	0	0	0	0	0	3	0	0	0	0				
8.2.11..	Hindustan Fertilizers Corporation Limited (HFC)	0	4	2	0	0	0	0	0	0	0	0	0	0	0	0	0	0	0	0	2	0	0	0	0				
Department Total		2	205	22	4	2	0	0	0	1	0	0	7	0	11	0	2	0	4	175	0	18	4	14					
Total		8	318	26	36	2	0	0	0	1	1	0	8	0	11	0	3	0	5	191	0	23	4	17					
9	Ministry of Civil Aviation																												
9.1.1.	Ministry of Civil Aviation	1	252	17	97	1	1	1	0	2	0	6	2	2	3	0	0	3	5	131	0	45	10	35					
9.1.2.	Air India	22	282	2	0	0	0	0	0	0	0	0	0	1	1	0	0	0	0	302	4	51	0	55					
9.1.3.	Airport Authority of India	52	478	1	0	0	0	0	0	0	0	0	0	0	0	0	0	0	1	477	2	160	0	158					
9.1.4.	Bureau of Civil Aviation Security	7	17	0	1	0	0	0	0	0	0	0	0	0	0	0	0	0	0	16	0	8	0	8					
9.1.5.	Commission of Railway Safety	0	10	0	0	0	0	0	0	0	0	0	0	0	0	0	0	0	0	10	0	2	0	2					
9.1.6.	Director General of Civil Aviation	6	169	12	2	0	0	0	12	0	0	0	0	0	0	0	0	0	0	155	0	0	0	0					
9.1.7.	Hotel Corp. of India	0	11	1	0	0	0	0	0	0	0	0	0	0	1	0	0	0	0	10	0	0	0	0					
9.1.8.	Indian Airlines	8	270	113	0	0	0	0	4	5	0	0	2	0	17	0	1	0	84	155	0	38	23	13					
9.1.9.	Indira Gandhi Rashtriya Uran, Akademi	4	28	0	0	0	0	0	0	0	0	0	0	0	0	0	0	0	0	32	0	1	0	0					
9.1.10.	Pawan Hans Helicopters Ltd.	0	4	2	0	0	0	0	0	0	0	0	0	0	0	0	0	0	2	2	0	0	0	0					

SN	Ministry/ Department/ Organization	Request opening balance	Number of Requests Received	Decisions where applications for information rejected	Request Transfer	Number of times various provisions were invoked while rejecting requests																			Request disposed	Appeal opening balance	Number of Appeals Received	Decisions where appeals rejected	Decisions where appeals accepted
						Relevant Section of Act 2005 Section 8(1)										Other Sections													
						7	8	9	10	11	12	13	14	15	16	17	18	19	20 (Others)	21	22	23	24	25					
1	2	3	4	5	6	(a)	(b)	(c)	(d)	(e)	(f)	(g)	(h)	(i)	(j)	9	11	24											
9.1.11	Principal Account Office	0	9	0	0	0	0	0	0	0	0	0	0	0	0	0	0	0	0	0	9	0	2	0	2				
Total		100	1530	148	100	1	1	1	16	7	0	6	4	3	22	0	1	3	92	1299	6	307	33	273					
10	Ministry of Coal																												
10.1.1.	Ministry of Coal	0	103	4	14	0	0	0	1	0	0	0	0	0	0	0	0	0	3	85	0	7	0	4					
10.1.2.	Bharat Cooking Coal Ltd.	0	325	27	0	0	0	0	3	0	0	0	0	0	0	0	0	0	24	298	0	8	0	0					
10.1.3.	Central Mine Planning & Design Institute	0	30	0	2	0	0	0	0	0	0	0	0	0	0	0	0	0	0	28	0	3	0	3					
10.1.4.	Eastern Coalfields Limited	2	70	0	0	0	0	0	0	0	0	0	0	0	0	0	0	0	0	65	0	18	0	18					
10.1.5.	Mahanadi Coalfields Ltd.	3	69	1	0	0	0	0	0	0	0	0	0	1	0	1	0	0	1	62	1	2	2	1					
10.1.6.	Neyveli Lignite corporation	39	139	9	0	0	0	0	0	0	0	0	0	0	0	1	0	0	8	130	4	20	3	17					
10.1.7.	Northern Coalfield Ltd.	12	198	16	8	0	0	0	2	0	0	0	0	0	0	2	0	0	12	182	0	8	0	8					
10.1.8.	South Eastern Coalfields Ltd.	61	1409	64	27	6	0	0	2	7	0	2	10	2	48	0	0	0	0	1379	0	258	26	232					
10.1.9.	Western Coalfields Limited	40	560	9	2	0	0	0	0	0	0	0	1	0	8	0	0	0	0	492	0	17	0	12					
10.1.10.	Central Coalfield Limited	3	222	2	16	0	0	0	0	0	0	0	2	2	0	2	0	1	0	204	2	42	0	42					
10.1.11.	Coal Controller Organization	0	1	0	0	0	0	0	0	0	0	0	0	0	0	0	0	0	0	1	0	0	0	0					
10.1.12.	Coal India Limited	9	207	11	10	0	2	0	0	0	0	0	0	0	0	2	0	0	7	186	0	0	0	0					
10.1.13.	Coal Mines Provident Fund Organization	1	12	0	0	0	0	0	0	0	0	0	0	0	0	0	0	0	0	13	0	2	0	2					
10.1.14.	Commissioner of Payments	0	0	0	0	0	0	0	0	0	0	0	0	0	0	0	0	0	0	0	0	0	0	0					
Total		170	3345	143	79	6	2	0	8	7	0	4	14	2	64	0	1	0	55	3125	7	385	31	339					
11	Ministry of Commerce & Industry																												
11.1.1.	Department of Commerce	8	158	4	40	0	0	1	0	0	0	1	2	0	0	0	0	0	0	114	0	27	2	25					
11.1.2.	Agricultural and Processed Food Products Export Development Authority	6	30	0	1	0	0	0	0	0	0	0	0	0	0	0	0	0	0	0	0	0	0	0					
11.1.3.	Cochin Special Economic Zone	0	8	0	0	0	0	0	0	0	0	0	0	0	0	0	0	0	0	8	0	1	1	0					
11.1.4.	Coffee Board	23	61	5	1	0	0	0	0	1	0	0	0	0	0	0	0	0	4	55	3	9	1	8					
11.1.5.	DGCIS	0	13	0	0	0	0	0	0	0	0	0	0	0	0	0	0	0	0	13	0	0	0	0					
11.1.6.	Directorate General of Foreign Trade	0	249	3	0	2	0	0	0	0	0	0	0	0	0	0	0	1	0	246	0	12	2	10					
11.1.7.	Directorate General of Supplies & Disposals	6	112	15	6	0	0	0	3	1	0	0	4	2	3	1	1	0	0	11	0	11	10	0					
11.1.8.	Export Inspection Council of	1	96	12	0	0	1	0	0	0	0	0	3	0	7	0	0	0	1	85	3	55	43	15					
11.1.9.	Export Credit Guarantee Corporation India Ltd.	0	54	18	0	0	0	0	6	1	0	0	0	1	6	0	1	0	3	36	1	3	2	2					

SN	Ministry/ Department/ Organization	Request opening balance	Number of Requests Received	Decisions where applications for information rejected	Request Transfer	Number of times various provisions were invoked while rejecting requests																			Request disposed	Appeal opening balance	Number of Appeals Received	Decisions where appeals rejected	Decisions where appeals accepted
						Relevant Section of Act 2005 Section 8(1)										Other Sections													
						7	8	9	10	11	12	13	14	15	16	17	18	19	20 (Others)										
1	2	3	4	5	6	(a)	(b)	(c)	(d)	(e)	(f)	(g)	(h)	(i)	(j)	9	11	24											
11.1.10.	Falta Special Economic Zone	0	5	2	0	0	0	0	0	2	0	0	0	0	0	0	0	0	0	0	3	0	0	0	0				
11.1.11.	India Trade Promotion Organization	19	88	13	0	0	0	0	0	3	0	0	0	5	0	3	0	0	0	2	89	7	13	6	13				
11.1.12.	Indian Institute of Foreign Trade	0	28	1	0	0	0	0	0	0	0	0	0	0	0	2	0	0	0	0	27	0	1	0	1				
11.1.13.	Indian Institute of Packaging	0	10	3	0	0	0	0	0	0	0	0	0	0	0	0	0	0	3	7	0	2	0	2					
11.1.14.	Kandla Special Economic Zone	0	17	0	0	0	0	0	0	0	0	0	0	0	0	0	0	0	0	0	0	0	1	0	0				
11.1.15.	MEPZ Special Economic Zone HEOUs	0	11	1	0	0	0	0	1	0	0	0	0	0	0	0	0	0	0	10	0	0	0	0	0				
11.1.16.	MMTC Limited	0	42	6	0	0	0	0	1	0	0	0	0	0	0	5	0	0	0	36	0	0	0	0	0				
11.1.17.	National Centre For Trade Information (NCTI)	0	0	0	0	0	0	0	0	0	0	0	0	0	0	0	0	0	0	0	0	0	0	0	0				
11.1.18.	Noida Special Economic Zone	0	20	0	1	0	0	0	0	0	0	0	0	0	0	0	0	0	0	19	0	0	0	0	0				
11.1.19.	Office of the Custodian of Enemy Property for India	1	35	0	0	0	0	0	0	0	0	0	0	0	0	0	0	0	0	35	0	4	0	4	4				
11.1.20.	PEC Ltd.	0	9	0	0	0	0	0	0	0	0	0	0	0	0	0	0	0	0	9	0	0	0	0	0				
11.1.21.	Rubber Board	0	70	5	0	0	0	0	0	0	0	0	0	0	0	0	0	0	5	65	0	0	0	0	0				
11.1.22.	SEEPZ Special Economic Zone	0	20	0	0	0	0	0	0	0	0	0	0	0	0	0	0	0	0	20	0	1	0	1	1				
11.1.23.	Spices Board	0	14	0	0	0	0	0	0	0	0	0	0	0	0	0	0	0	0	14	0	0	0	0	0				
11.1.24.	STCL Limited	0	4	0	0	0	0	0	0	0	0	0	0	0	0	0	0	0	0	4	0	0	0	0	0				
11.1.25.	Tea Board	0	4	1	0	0	0	0	1	0	0	0	0	0	0	0	0	0	0	3	0	0	0	0	0				
11.1.26.	Tea Research Association	0	0	0	0	0	0	0	0	0	0	0	0	0	0	0	0	0	0	0	0	0	0	0	0				
11.1.27.	The Marine Products Export Development Authority	0	13	0	0	0	0	0	0	0	0	0	0	0	0	0	0	0	0	13	0	0	0	0	0				
11.1.28.	The State Trading Corporation	2	30	5	0	0	0	0	4	0	0	0	0	0	0	1	0	1	0	26	0	1	0	1	1				
11.1.29.	Tobacco Board	0	3	0	0	0	0	0	0	0	0	0	0	0	0	0	0	0	0	3	0	0	0	0	0				
11.1.30.	UPASI Tea Research Foundation	0	0	0	0	0	0	0	0	0	0	0	0	0	0	0	0	0	0	0	0	0	0	0	0				
11.1.31.	Visakhapatnam Special Economic Zone	0	4	0	0	0	0	0	0	0	0	0	0	0	0	0	0	0	0	0	0	0	0	0	0				
Department Total		66	1208	94	49	2	1	1	21	3	0	1	14	3	27	1	4	0	19	951	14	141	67	82					
11.2.1	Department of Industrial Policy & Promotion	0	0	0	0	0	0	0	0	0	0	0	0	0	0	0	0	0	0	0	0	0	0	0	0				
11.2.2	Central Manufacturing Technology Institute	0	1	1	0	0	0	0	0	0	0	0	0	0	1	0	0	0	0	0	0	1	1	0	0				
11.2.3	Central Pulp & Paper Research Institute	9	2	0	0	0	0	0	0	0	0	0	0	0	0	0	0	0	0	10	0	0	0	0	0				

SN	Ministry/ Department/ Organization	Request opening balance	Number of Requests Received	Decisions where applications for information rejected	Request Transfer	Number of times various provisions were invoked while rejecting requests															Request disposed	Appeal opening balance	Number of Appeals Received	Decisions where appeals rejected	Decisions where appeals accepted
						Relevant Section of Act 2005 Section 8(1)										Other Sections									
1	2	3	4	5	6	7	8	9	10	11	12	13	14	15	16	17	18	19	20	21	22	23	24	25	
						(a)	(b)	(c)	(d)	(e)	(f)	(g)	(h)	(i)	(j)	9	11	24	(Others)						
11.2.4	Indian Rubber Manufacturers Research Association	0	0	0	0	0	0	0	0	0	0	0	0	0	0	0	0	0	0	0	0	0	0	0	
11.2.5	National Council for Cement and Building Materials	0	5	1	0	0	0	0	0	0	0	0	0	0	0	0	0	0	0	1	4	0	5	1	4
11.2.6	National Institute of Design (NID)	2	11	0	0	0	0	0	0	0	0	0	0	0	0	0	0	0	0	11	0	0	0	0	
11.2.7	National Manufacturing Competitiveness Council	0	1	0	0	0	0	0	0	0	0	0	0	0	0	0	0	0	0	1	0	0	0	0	
11.2.8	Office of Chief Controller of Accounts, Ministry of Industry	0	0	0	0	0	0	0	0	0	0	0	0	0	0	0	0	0	0	0	0	0	0	0	
11.2.9	National Productivity Council	0	0	0	0	0	0	0	0	0	0	0	0	0	0	0	0	0	0	0	0	0	0	0	
11.2.10	Office of the Controller General of Patents, Designs & Trade Marks	2	549	27	44	0	0	1	26	0	0	0	0	0	0	0	0	0	3	478	0	3	3	0	
11.2.11	Office of the Economic Adviser	0	5	0	1	0	0	0	0	0	0	0	0	0	0	0	0	0	0	4	0	0	0	0	
11.2.12	Office of the Salt Commissioner	31	128	0	0	0	10	0	2	0	1	0	0	0	0	3	0	0	8	128	2	8	0	8	
11.2.13	Petroleum and Explosives Safety	0	127	5	2	0	0	0	0	0	0	0	0	0	0	1	0	4	0	120	0	4	0	4	
11.2.14	Quality Council of India	1	0	0	0	0	0	0	0	0	0	0	0	0	0	0	0	0	0	1	0	1	0	1	
11.2.15	Tariff Commission	0	15	1	0	0	0	0	1	0	0	0	0	0	0	0	0	0	0	14	0	0	0	0	
Department Total		45	844	35	47	0	10	1	29	0	1	0	0	0	5	0	4	0	12	771	2	22	5	17	
Total		111	2052	129	96	2	11	2	50	3	1	1	14	3	32	1	8	0	31	1722	16	163	72	99	
12	Ministry of Communications & Information Tech.																								
12.1.1.	Department of Information Technology	13	78	8	2	0	0	0	1	0	0	0	0	0	7	0	0	0	0	0	0	12	2	1	
12.1.2.	National Informatics Centre	9	82	16	2	0	0	0	1	0	0	1	1	0	13	0	0	0	0	64	0	33	21	12	
Department Total		22	160	24	4	0	0	0	2	0	0	1	1	0	20	0	0	0	0	64	0	45	23	13	
12.2.1.	Department of Posts	629	15339	486	7830	1	2	0	35	30	2	12	92	12	248	3	8	0	98	7443	79	569	159	193	
Department Total		629	15339	486	7830	1	2	0	35	30	2	12	92	12	248	3	8	0	98	7443	79	569	159	193	
12.3.1.	Department of Telecommunications	25	539	30	42	0	0	0	0	0	0	1	4	2	1	0	0	0	22	492	4	47	0	51	
12.3.2.	Bharat Sanchar Nigam Limited	0	3956	396	0	4	10	0	47	55	1	3	24	5	115	0	44	0	88	3560	0	0	0	0	
12.3.3.	C-DoT	0	0	0	0	0	0	0	0	0	0	0	0	0	0	0	0	0	0	0	0	0	0	0	
12.3.4.	ITI Limited	7	79	25	0	0	1	0	4	0	0	1	1	0	13	2	2	0	1	54	2	3	3	0	
12.3.5.	MTNL	53	623	38	4	0	0	0	5	0	0	0	4	0	19	0	0	0	11	634	8	107	1	114	

SN	Ministry/ Department/ Organization	Request opening balance	Number of Requests Received	Decisions where applications for information rejected	Request Transfer	Number of times various provisions were invoked while rejecting requests															Request disposed	Appeal opening balance	Number of Appeals Received	Decisions where appeals rejected	Decisions where appeals accepted
						Relevant Section of Act 2005 Section 8(1)										Other Sections									
1	2	3	4	5	6	7	8	9	10	11	12	13	14	15	16	17	18	19	20	21	22	23	24	25	
						(a)	(b)	(c)	(d)	(e)	(f)	(g)	(h)	(i)	(j)	9	11	24	(Others)						
12.3.6.	Telecom Consultants of India	2	19	0	0	0	0	0	0	0	0	0	0	0	0	0	0	0	0	19	0	8	0	8	
12.3.7.	Telecom Disputes Settlement & Appellate Tribunal	0	2	0	0	0	0	0	0	0	0	0	0	0	0	0	0	0	0	2	0	0	0	0	
12.3.8.	Telecom Regulatory Authority of India	4	89	5	4	0	0	0	4	0	0	0	0	0	0	1	0	0	0	84	0	4	4	0	
Department Total		91	5307	494	50	4	11	0	60	55	1	5	33	7	149	2	46	0	122	4845	14	169	8	173	
Total		742	20806	1004	7884	5	13	0	97	85	3	18	126	19	417	5	54	0	220	12352	93	783	190	379	
13	Ministry of Corporate Affairs																								
13.1.1.	Ministry of Corporate Affairs	0	1080	0	12	0	0	0	0	0	0	0	0	0	0	0	0	0	0	0	0	0	0	0	
Total		0	1080	0	12	0	0	0	0	0	0	0	0	0	0	0	0	0	0	0	0	0	0	0	
14	Ministry of Consumer Aff., Food, & Public Dist.																								
14.1.1	Department of Consumer Affairs	0	78	0	6	0	0	0	0	0	0	0	0	0	0	0	0	0	0	72	0	7	0	7	
14.1.2	Bureau of Indian Standards(HQs)	5	83	3	1	0	0	0	0	0	0	0	0	0	0	0	0	0	3	83	0	6	0	6	
14.1.3	Forward Markets Commission	2	22	3	0	0	0	0	1	0	0	0	1	0	1	0	0	0	0	19	0	3	2	1	
14.1.4	National Test House	0	7	1	1	0	0	0	0	0	0	0	0	0	0	0	0	1	0	5	0	1	0	1	
Department Total		7	190	7	8	0	0	0	1	0	0	0	1	0	1	0	1	0	3	179	0	17	2	15	
14.2.1.	Department of Food & Public Distribution	0	140	1	0	0	0	0	0	0	0	0	1	0	0	0	0	0	0	139	0	14	0	14	
14.2.2.	Central Warehousing Corporation	0	182	24	0	0	0	0	3	2	1	1	10	0	5	0	0	0	2	158	0	0	0	0	
14.2.3.	Directorate of Sugar	0	20	0	0	0	0	0	0	0	0	0	0	0	0	0	0	0	0	20	0	0	0	0	
14.2.4.	Directorate of Vanaspati, Vegetable Oils & Fats	0	4	2	0	0	0	0	0	0	0	0	0	0	0	0	0	0	2	2	0	0	0	0	
14.2.5.	Food Corporation of India	0	1257	58	0	1	0	0	7	1	0	0	24	0	8	1	1	0	15	1199	0	0	0	0	
14.2.6.	Hindustan Vegetable Oils Corporation	0	6	0	0	0	0	0	0	0	0	0	0	0	0	0	0	0	0	6	0	0	0	0	
14.2.7.	Indian Grain Storage Management & Research Institute, Field Station, Hyderabad	0	0	0	0	0	0	0	0	0	0	0	0	0	0	0	0	0	0	0	0	0	0	0	
14.2.8.	Indian Grain Storage Management & Research Institute, Field Station, Jorhat	0	0	0	0	0	0	0	0	0	0	0	0	0	0	0	0	0	0	0	0	0	0	0	

SN	Ministry/ Department/ Organization	Request opening balance	Number of Requests Received	Decisions where applications for information rejected	Request Transfer	Number of times various provisions were invoked while rejecting requests																Request disposed	Appeal opening balance	Number of Appeals Received	Decisions where appeals rejected	Decisions where appeals accepted
						Relevant Section of Act 2005 Section 8(1)										Other Sections										
						7	8	9	10	11	12	13	14	15	16	17	18	19	20	21	22					
1	2	3	4	5	6	(a)	(b)	(c)	(d)	(e)	(f)	(g)	(h)	(i)	(j)	9	11	24	(Others)							
14.2.9.	Indian Grain Storage Management & Research Institute, Field Station, Ludhiana	0	0	0	0	0	0	0	0	0	0	0	0	0	0	0	0	0	0	0	0	0	0	0		
14.2.10.	Indian Grain Storage Management Research Institute, Hapur	0	0	0	0	0	0	0	0	0	0	0	0	0	0	0	0	0	0	0	0	0	0	0		
14.2.11.	National Sugar Institute, Kanpur	0	16	0	0	0	0	0	0	0	0	0	0	0	0	0	0	0	0	0	16	0	0	0		
14.2.12.	Quality Control Cell, Hyderabad	0	0	0	0	0	0	0	0	0	0	0	0	0	0	0	0	0	0	0	0	0	0	0		
14.2.13.	Quality Control Cell, Kolkata	0	0	0	0	0	0	0	0	0	0	0	0	0	0	0	0	0	0	0	0	0	0	0		
14.2.14.	Save Garin Campaign Office, Bhubaneswar	0	0	0	0	0	0	0	0	0	0	0	0	0	0	0	0	0	0	0	0	0	0	0		
14.2.15.	Save Grain Camapign Office, Jaipur	0	0	0	0	0	0	0	0	0	0	0	0	0	0	0	0	0	0	0	0	0	0	0		
14.2.16.	Save Grain Campaign Office, Bangalore	0	0	0	0	0	0	0	0	0	0	0	0	0	0	0	0	0	0	0	0	0	0	0		
14.2.17.	Save Grain Campaign Office, Bhopal	0	0	0	0	0	0	0	0	0	0	0	0	0	0	0	0	0	0	0	0	0	0	0		
14.2.18.	Save Grain Campaign Office, Chandigarh	0	0	0	0	0	0	0	0	0	0	0	0	0	0	0	0	0	0	0	0	0	0	0		
14.2.19.	Save Grain Campaign Office, Ghaziabad	0	0	0	0	0	0	0	0	0	0	0	0	0	0	0	0	0	0	0	0	0	0	0		
14.2.20.	Save Grain Campaign Office, Guwahati	0	0	0	0	0	0	0	0	0	0	0	0	0	0	0	0	0	0	0	0	0	0	0		
14.2.21.	Save Grain Campaign Office, Hyderabad	0	0	0	0	0	0	0	0	0	0	0	0	0	0	0	0	0	0	0	0	0	0	0		
14.2.22.	Save Grain Campaign Office, Kolkata	0	0	0	0	0	0	0	0	0	0	0	0	0	0	0	0	0	0	0	0	0	0	0		
14.2.23.	Save Grain Campaign Office, Lucknow	0	0	0	0	0	0	0	0	0	0	0	0	0	0	0	0	0	0	0	0	0	0	0		
14.2.24.	Save Grain Campaign Office, Patna	0	0	0	0	0	0	0	0	0	0	0	0	0	0	0	0	0	0	0	0	0	0	0		
14.2.25.	Save Grain Campaign Office, Pune	0	0	0	0	0	0	0	0	0	0	0	0	0	0	0	0	0	0	0	0	0	0	0		
Department Total		0	1625	85	0	1	0	0	10	3	1	1	35	0	13	1	1	0	19	1540	0	14	0	14		
Total		7	1815	92	8	1	0	0	11	3	1	1	36	0	14	1	2	0	22	1719	0	31	2	29		
15	Ministry of Defence																									
15.1.1.	Department of Defence	3	459	12	292	3	0	0	0	2	0	0	1	0	3	0	0	0	3	158	0	70	3	23		
15.1.2.	Armed Forces Films & Photo Division	0	6	0	0	0	0	0	0	0	0	0	0	0	0	0	0	0	0	0	0	0	0	0		
15.1.3.	Army Purchase Organisation	0	0	0	0	0	0	0	0	0	0	0	0	0	0	0	0	0	0	0	0	0	0	0		
15.1.4.	Border Road Organisation	0	42	39	0	0	0	0	39	0	0	0	0	0	0	0	0	0	0	3	0	0	0	0		
15.1.5.	Border Roads Development Board(BRDB)	1	1	0	0	0	0	0	0	0	0	0	0	0	0	0	0	2	0	2	0	0	0	0		
15.1.6.	College of Defence Management	0	0	0	0	0	0	0	0	0	0	0	0	0	0	0	0	0	0	0	0	0	0	0		

SN	Ministry/ Department/ Organization	Request opening balance	Number of Requests Received	Decisions where applications for information rejected	Request Transfer	Number of times various provisions were invoked while rejecting requests																			Request disposed	Appeal opening balance	Number of Appeals Received	Decisions where appeals rejected	Decisions where appeals accepted
						Relevant Section of Act 2005 Section 8(1)										Other Sections													
						7	8	9	10	11	12	13	14	15	16	17	18	19	20										
1	2	3	4	5	6	(a)	(b)	(c)	(d)	(e)	(f)	(g)	(h)	(i)	(j)	9	11	24	(Others)	21	22	23	24	25					
15.1.7.	Defence Services Staff College	0	0	0	0	0	0	0	0	0	0	0	0	0	0	0	0	0	0	0	0	0	0	0					
15.1.8.	Directorate General Defence Estates (DGDE)	220	2687	418	81	0	0	6	1	0	0	0	9	0	0	0	0	7	0	488	2233	8	166	93	50				
15.1.9.	Directorate General, Armed Forces Medical Services	2	28	2	2	0	0	0	0	0	0	0	0	0	0	2	0	0	0	0	21	0	2	2	0				
15.1.10.	Directorate of Public Relations	0	10	0	2	0	0	0	0	0	0	0	0	0	0	0	0	0	0	0	8	0	0	0	0				
15.1.11.	Headquarters Integrated Defence Staff	0	0	0	0	0	0	0	0	0	0	0	0	0	0	0	0	0	0	0	0	0	0	0	0				
15.1.12.	Himalayan Mountaineering Institute (HMI)	0	0	0	0	0	0	0	0	0	0	0	0	0	0	0	0	0	0	0	0	0	0	0	0				
15.1.13.	History Division	0	4	1	0	1	0	0	0	0	0	0	0	0	0	0	0	0	0	0	3	0	0	0	0				
15.1.14.	Indian Air Force	7	251	21	14	10	0	0	0	3	0	0	0	0	0	8	0	0	0	0	216	0	51	45	6				
15.1.15.	Indian Army	36	1090	73	61	2	0	0	1	10	19	0	0	0	25	0	0	0	16	956	7	122	95	11					
15.1.16.	Indian Coast Guard	0	21	0	1	0	0	0	0	0	0	0	0	0	0	0	0	0	0	20	0	1	0	1					
15.1.17.	Indian Navy	11	203	32	34	8	0	0	0	2	0	20	2	0	0	0	0	0	0	44	0	44	36	5					
15.1.18.	Institute for Defence Studies and Analyses	0	0	0	0	0	0	0	0	0	0	0	0	0	0	0	0	0	0	0	0	0	0	0					
15.1.19.	Jawahar Institute of Mountaineering& Winter Sports (JIM)	0	0	0	0	0	0	0	0	0	0	0	0	0	0	0	0	0	0	0	0	0	0	0					
15.1.20.	Military Engineer Services	0	302	26	0	0	0	0	0	3	0	0	2	0	15	0	0	0	6	276	0	26	26	0					
15.1.21.	National Cadet Corps (NCC)	0	26	0	0	0	0	0	0	0	0	0	0	0	0	0	0	0	0	0	0	0	0	0					
15.1.22.	National Defence College	0	7	0	0	0	0	0	0	0	0	0	0	0	0	0	0	0	0	7	0	0	0	0					
15.1.23.	Nehru Institute of Mountaineering (NIM)	0	0	0	0	0	0	0	0	0	0	0	0	0	0	0	0	0	0	0	0	0	0	0					
15.1.24.	Office of Chief Administrative Officer (CAO)	3	102	27	15	0	0	0	0	5	0	0	0	0	17	0	0	0	13	62	3	23	13	12					
15.1.25.	School of Foreign Languages	0	3	0	0	0	0	0	0	0	0	0	0	0	0	0	0	0	0	0	0	2	2	0					
15.1.26.	Security Office	0	2	0	1	0	0	0	0	0	0	0	0	0	0	0	0	0	0	1	0	0	0	0					
15.1.27.	Services Sports Control Board(SSCB)	0	0	0	0	0	0	0	0	0	0	0	0	0	0	0	0	0	0	0	0	0	0	0					
15.1.28.	Weapons & Electronics Systems Engineering Establishment	0	0	0	0	0	0	0	0	0	0	0	0	0	0	0	0	0	0	0	0	0	0	0					
Department Total		283	5244	651	503	24	0	6	41	25	19	20	14	0	70	0	7	2	526	4010	18	507	315	108					
15.2.1.	Department of Defence Production	0	55	0	54	0	0	0	0	0	0	0	0	0	0	0	0	0	0	1	0	0	0	0					

SN	Ministry/ Department/ Organization	Request opening balance	Number of Requests Received	Decisions where applications for information rejected	Request Transfer	Number of times various provisions were invoked while rejecting requests																	Request disposed	Appeal opening balance	Number of Appeals Received	Decisions where appeals rejected	Decisions where appeals accepted
						Relevant Section of Act 2005 Section 8(1)										Other Sections											
1	2	3	4	5	6	7	8	9	10	11	12	13	14	15	16	17	18	19	20	21	22	23	24	25			
						(a)	(b)	(c)	(d)	(e)	(f)	(g)	(h)	(i)	(j)	9	11	24	(Others)								
Department Total		0	55	0	54	0	0	0	0	0	0	0	0	0	0	0	0	0	0	0	1	0	0	0	0		
15.3.1.	Department of Defence Research & Development	0	84	83	1	0	0	0	0	0	0	0	0	0	0	1	0	0	82	0	0	0	11	11	0		
Department Total		0	84	83	1	0	0	0	0	0	0	0	0	0	0	1	0	0	82	0	0	0	11	11	0		
15.4.1.	Department of Ex-Servicemen Welfare	0	138	0	96	0	0	0	0	0	0	0	0	0	0	0	0	0	0	0	42	0	3	0	3		
Department Total		0	138	0	96	0	0	0	0	0	0	0	0	0	0	0	0	0	0	0	42	0	3	0	3		
Total		283	5521	734	654	24	0	6	41	25	19	20	14	0	71	0	7	84	526	4053	18	521	326	111			
16	Ministry of Development of North Eastern Region																										
16.1.1.	Ministry of Development of North Eastern Region	0	14	0	2	0	0	0	0	0	0	0	0	0	0	0	0	0	0	0	12	0	2	0	2		
16.1.2.	North Eastern Council (NEC)	0	20	1	0	0	0	0	0	0	1	0	0	0	0	0	0	0	0	0	19	0	0	0	0		
16.1.3.	North Eastern Development Finance Corporation (NEDFC)	0	4	0	0	0	0	0	0	0	0	0	0	0	0	0	0	0	0	0	4	0	0	0	0		
16.1.5.	North Eastern Regional Agricultural Marketing Corporation(NERAMAC)	0	0	0	0	0	0	0	0	0	0	0	0	0	0	0	0	0	0	0	0	0	0	0			
Total		0	38	1	2	0	0	0	0	0	1	0	0	0	0	0	0	0	0	0	35	0	2	0	2		
17	Ministry of Environment & Forests																										
17.1.1.	Ministry of Environment & Forests	13	412	18	17	0	0	0	0	0	0	0	3	1	1	0	0	0	13	390	3	19	4	18			
17.1.2.	Andaman & Nicobar Forest Plantation Development Corporation, Port Blair	1	1	0	0	0	0	0	0	0	0	0	0	0	0	0	0	0	0	2	0	0	0	0			
17.1.3.	Animal welfare Board of India,	12	38	0	0	0	0	0	0	0	0	0	0	0	0	0	0	0	0	50	0	9	0	9			
17.1.4.	Botanical Survey of India, Kolkata	0	13	4	0	0	0	0	0	2	0	0	0	0	0	0	0	0	2	9	0	0	0	0			
17.1.5.	Central Pollution Control Board, Delhi	0	72	0	6	0	0	0	0	0	0	0	0	0	0	0	0	0	0	66	0	1	0	0			
17.1.6.	Central Regional Office, Lucknow	0	2	0	0	0	0	0	0	0	0	0	0	0	0	0	0	0	0	2	0	2	0	2			
17.1.7.	Central Zoo Authority, New Delhi	0	13	0	1	0	0	0	0	0	0	0	0	0	0	0	0	0	0	12	0	0	0	0			
17.1.8.	Directorate of Forest Education, Dehradun	0	3	1	1	0	0	0	0	0	0	0	0	0	1	0	0	0	0	6	0	0	0	0			
17.1.9.	Forest Research of India, Dehradun	0	3	0	0	0	0	0	0	0	0	0	0	0	0	0	0	0	0	3	0	0	0	0			
17.1.0.	Forest Survey of India, Dehradun	0	3	0	0	0	0	0	0	0	0	0	0	0	0	0	0	0	0	3	0	0	0	0			

SN	Ministry/ Department/ Organization	Request opening balance	Number of Requests Received	Decisions where applications for information rejected	Request Transfer	Number of times various provisions were invoked while rejecting requests																			Request disposed	Appeal opening balance	Number of Appeals Received	Decisions where appeals rejected	Decisions where appeals accepted
						Relevant Section of Act 2005 Section 8(1)										Other Sections													
						7	8	9	10	11	12	13	14	15	16	17	18	19	20 (Others)										
1	2	3	4	5	6	(a)	(b)	(c)	(d)	(e)	(f)	(g)	(h)	(i)	(j)	9	11	24											
17.1.11.	Gobind Ballabh Pant Institute of Himalayan Environment and Development, Almora	0	4	0	0	0	0	0	0	0	0	0	0	0	0	0	0	0	0	0	4	0	0	0	0				
17.1.12.	Indian Council of Forestry Research Education, Dehradun	57	86	0	0	0	0	0	0	0	0	0	0	0	0	0	0	0	0	0	86	0	1	1	0				
17.1.13.	Indian Institute of Forests Management, Bhopal	0	24	6	0	0	0	0	0	0	0	0	3	0	3	0	0	0	0	0	18	0	2	1	1				
17.1.14.	Indian Plywood Industries Research and Training Institute, Bangalore	0	0	0	0	0	0	0	0	0	0	0	0	0	0	0	0	0	0	0	0	0	0	0	0				
17.1.15.	Indira Gandhi National Forest Academy, Dehradun	0	1	0	0	0	0	0	0	0	0	0	0	0	0	0	0	0	0	0	1	0	0	0	0				
17.1.16.	National Museum of Natural History, New Delhi	0	8	0	0	0	0	0	0	0	0	0	0	0	0	0	0	0	0	0	8	0	1	0	1				
17.1.17.	National Zoological Park, New Delhi	0	3	1	0	0	0	0	0	0	0	0	0	0	0	0	0	0	0	1	2	0	0	0	0				
17.1.18.	Regional Office {NEZ}, Shillong	0	4	0	0	0	0	0	0	0	0	0	0	0	0	0	0	0	0	0	14	0	0	0	0				
17.1.19.	Regional Office {NZ}, Chandigarh	6	9	0	0	0	0	0	0	0	0	0	0	0	0	0	0	0	0	0	15	0	4	0	0				
17.1.20.	Regional Office, Bhubaneswar	0	47	13	0	0	0	0	2	0	0	0	0	0	0	0	0	0	0	11	34	0	7	7	0				
17.1.21.	Regional Office, Bangalore	0	12	0	0	0	0	0	0	0	0	0	0	0	0	0	0	0	0	0	0	1	0	0	0				
17.1.22.	Regional Office {WZ}, Bhopal	4	12	0	0	0	0	0	0	0	0	0	0	0	0	0	0	0	0	0	12	0	0	0	0				
17.1.23.	Wildlife Institute of India, Dehradun	2	3	2	0	0	0	0	2	0	0	0	0	0	0	0	0	0	0	0	3	1	1	0	2				
17.1.24.	Wildlife Regional Office, Mumbai	0	0	0	0	0	0	0	0	0	0	0	0	0	0	0	0	0	0	0	0	0	0	0	0				
17.1.25.	Wildlife Regional Office, New Delhi	0	0	0	0	0	0	0	0	0	0	0	0	0	0	0	0	0	0	0	0	0	0	0	0				
17.1.26.	Wildlife Regional Office, Kolkata	0	0	0	0	0	0	0	0	0	0	0	0	0	0	0	0	0	0	0	0	0	0	0	0				
17.1.27.	Wildlife Regional Office, Madras	0	0	0	0	0	0	0	0	0	0	0	0	0	0	0	0	0	0	0	0	0	0	0	0				
17.1.28.	Zoological Survey of India, Kolkata	0	0	0	0	0	0	0	0	0	0	0	0	0	0	0	0	0	0	0	0	0	0	0	0				
Total		95	773	45	25	0	0	0	4	2	0	0	6	1	5	0	0	0	27	740	5	47	13	33					
18	Ministry of External Affairs																												
18.1.1	Ministry of External Affairs	10	2565	109	178	1	0	0	0	0	0	0	1	0	107	0	1	0	5	2288	0	129	6	123					
18.1.2	Indian Council for Cultural Relations	0	12	0	0	0	0	0	0	0	0	0	0	0	0	0	0	0	0	12	0	1	0	1					
18.1.3	Indian Council of World Affairs	0	3	0	0	0	0	0	0	0	0	0	0	0	0	0	0	0	0	3	0	1	1	0					
Total		10	2580	109	178	1	0	0	0	0	0	0	1	0	107	0	1	0	5	2303	0	131	7	124					

SN	Ministry/ Department/ Organization	Request opening balance	Number of Requests Received	Decisions where applications for information rejected	Request Transfer	Number of times various provisions were invoked while rejecting requests																Request disposed	Appeal opening balance	Number of Appeals Received	Decisions where appeals rejected	Decisions where appeals accepted
						Relevant Section of Act 2005 Section 8(1)										Other Sections										
1	2	3	4	5	6	7	8	9	10	11	12	13	14	15	16	17	18	19	20	21	22	23	24	25		
						(a)	(b)	(c)	(d)	(e)	(f)	(g)	(h)	(i)	(j)	9	11	24	(Others)							
19	Ministry of Finance																									
19.1.1.	Department of Disinvestment	0	15	5	4	0	0	0	0	0	0	0	0	1	2	0	0	0	0	2	6	0	3	3	0	
Department Total		0	15	5	4	0	0	0	0	0	0	0	0	1	2	0	0	0	0	2	6	0	3	3	0	
19.2.1.	Department of Economic Affairs	44	341	72	0	0	4	0	16	0	0	0	0	5	0	31	0	13	0	3	313	20	45	38	7	
19.2.2.	Agriculture Insurance Company India Ltd.	0	4	0	0	0	0	0	0	0	0	0	0	0	0	0	0	0	0	0	4	0	0	0	0	
19.2.3.	Allahabad Bank	12	235	93	0	0	0	0	17	9	0	0	0	0	0	38	0	8	0	21	154	0	42	24	14	
19.2.4.	Andhra Bank	33	77	44	0	0	0	0	1	0	0	0	0	5	0	5	0	0	0	36	33	9	12	8	4	
19.2.5.	Appellate Authority for Industrial and Financial Reconstruction	0	4	0	0	0	0	0	0	0	0	0	0	0	0	0	0	0	0	0	4	0	0	0	0	
19.2.6.	Bank of Baroda	41	399	145	0	0	0	0	52	9	0	12	3	0	106	0	2	0	8	241	0	51	39	12		
19.2.7.	Bank of India	89	466	266	1	0	0	0	58	28	0	3	5	0	110	0	0	0	194	288	16	114	68	62		
19.2.8.	Bank of Maharashtra	33	194	92	7	0	0	0	12	3	0	3	0	0	55	0	1	0	18	95	6	22	14	8		
19.2.9.	Banking & Insurance Division	0	377	1	260	0	0	0	0	0	0	0	0	0	0	0	0	0	1	116	0	18	10	8		
19.2.10.	Board of Industrial and Financial Reconstruction	1	135	0	0	0	0	0	0	0	0	0	0	0	0	0	0	0	0	136	0	17	0	17		
19.2.11.	Canara Bank	55	338	211	1	0	0	0	42	55	1	2	2	0	200	0	0	0	80	127	11	94	68	26		
19.2.12.	Central Bank	0	196	118	0	2	0	0	22	12	0	0	1	0	37	3	3	0	38	78	0	58	51	7		
19.2.13.	Corporation Bank	0	69	13	0	0	0	0	0	0	0	0	0	0	13	0	0	0	0	56	0	15	15	0		
19.2.14.	Dena Bank	11	190	62	0	0	0	0	11	2	0	0	7	0	17	0	14	0	11	100	0	41	25	13		
19.2.15.	Export -Import Bank of India	0	4	2	0	0	0	0	2	0	0	0	0	0	1	0	1	0	0	2	0	2	2	0		
19.2.16.	IDBI Bank	0	115	54	7	0	0	0	5	0	0	0	1	0	0	0	12	0	36	54	0	11	8	3		
19.2.17.	India Infrastructure Finance Co. Ltd. (IIFCL)	0	1	0	0	0	0	0	0	0	0	0	0	0	0	0	0	0	0	1	0	0	0	0		
19.2.18.	Indian Bank	11	228	87	2	0	0	0	29	7	0	0	18	0	29	0	0	0	6	115	13	39	37	10		
19.2.19.	Indian Overseas Bank	15	175	54	0	0	16	0	0	1	0	0	3	0	27	0	2	0	5	132	0	45	44	1		
19.2.20.	Industrial Investment Bank of India Ltd.	0	2	0	0	0	0	0	0	0	0	0	0	0	0	0	0	0	0	2	0	0	0	0		
19.2.21.	Insurance Regulatory and Development Authority	1	120	41	0	0	0	0	2	0	0	0	0	0	0	4	0	0	35	78	0	7	0	7		
19.2.22.	Life Insurance Corporation of India	0	1311	357	2	4	2	0	82	7	1	12	22	17	97	5	6	0	102	868	0	9	1	8		

SN	Ministry/ Department/ Organization	Request opening balance	Number of Requests Received	Decisions where applications for information rejected	Request Transfer	Number of times various provisions were invoked while rejecting requests																Request disposed	Appeal opening balance	Number of Appeals Received	Decisions where appeals rejected	Decisions where appeals accepted
						Relevant Section of Act 2005 Section 8(1)										Other Sections										
						7	8	9	10	11	12	13	14	15	16	17	18	19	20	21	22					
1	2	3	4	5	6	(a)	(b)	(c)	(d)	(e)	(f)	(g)	(h)	(i)	(j)	9	11	24	(Others)							
19.2.23.	National Bank for Agriculture and Rural Development	18	170	29	1	0	0	0	1	0	0	0	2	0	19	0	2	0	5	158	0	19	8	11		
19.2.24.	National Housing Bank	0	11	0	0	0	0	0	0	0	0	0	0	0	0	0	0	0	0	11	0	1	0	1		
19.2.25.	National Insurance Co. Ltd.	7	259	46	44	0	1	0	13	2	0	0	12	0	16	0	2	0	0	176	0	20	10	10		
19.2.26.	National Savings Institute (NSI)	0	111	0	0	0	0	0	0	0	0	0	0	0	0	0	0	0	0	111	0	0	0	0		
19.2.27.	New India Assurance Co. Ltd.	44	341	72	0	0	4	0	16	0	0	0	5	0	31	0	13	0	3	313	20	45	38	7		
19.2.28.	Oriental Bank of Commerce	70	298	154	0	1	14	1	32	21	0	1	1	2	68	2	0	0	59	144	23	89	84	5		
19.2.29.	Pension Fund Regulatory and Development Authority (PFRDA)	0	0	0	0	0	0	0	0	0	0	0	0	0	0	0	0	0	0	0	0	0	0	0		
19.2.30.	Punjab & Sind Bank	0	190	69	0	0	0	0	7	0	0	0	4	0	37	0	0	0	21	100	0	33	16	17		
19.2.31.	Punjab National Bank	23	863	477	0	0	0	0	61	89	0	0	0	0	192	0	16	0	119	409	5	169	106	68		
19.2.32.	Reserve Bank of India	495	1446	199	119	48	0	0	23	75	0	6	7	1	39	0	0	0	0	1247	37	299	182	117		
19.2.33.	Securities and Exchange Board of India (SEBI), Eastern Region	0	22	12	0	0	0	0	0	0	0	0	0	0	12	0	0	0	0	10	0	0	0	0		
19.2.34.	Securities and Exchange Board of India (SEBI), Head Office	0	369	119	5	0	0	0	8	7	0	0	26	0	9	0	0	0	73	241	0	97	37	60		
19.2.35.	Securities and Exchange Board of India (SEBI), North Region	1	76	5	0	0	0	0	4	1	0	0	2	0	4	0	0	0	4	72	0	16	14	2		
19.2.36.	Securities Appellate Tribunal (SAT)	0	5	0	0	5	0	0	0	0	0	0	0	0	0	0	0	0	0	5	0	0	0	0		
19.2.37.	Small Industries Development Bank of India	0	62	11	6	0	0	0	1	1	0	0	1	0	0	0	0	0	9	45	0	8	4	4		
19.2.39.	SPMCIL - Currency Note Press, Nashik	4	11	2	1	1	0	0	0	0	0	0	0	0	0	0	0	0	1	9	1	2	2	0		
19.2.42.	SPMCIL - India Government Mint, Noida	0	4	4	0	0	0	0	0	0	0	0	0	0	3	0	0	0	1	0	0	0	0	0		
19.2.44.	State Bank of Bikaner & Jaipur	0	423	200	0	0	0	0	32	12	0	0	2	0	40	0	0	0	114	223	0	26	12	14		
19.2.45.	State Bank of Hyderabad	4	130	73	0	0	0	0	17	25	0	1	1	13	42	0	1	0	29	61	1	18	19	0		
19.2.46.	State Bank of India	11	1394	647	0	2	4	4	124	108	3	4	6	12	296	0	0	0	202	747	23	397	153	244		
19.2.47.	State Bank of Indore	0	36	14	0	0	0	0	3	0	0	0	6	0	0	0	0	0	5	22	0	8	1	7		
19.2.48.	State Bank of Mysore	0	28	13	0	0	0	0	3	2	0	0	0	0	7	0	0	0	1	15	0	0	0	0		
19.2.49.	State Bank of Patiala	0	71	18	0	0	0	0	3	2	2	4	1	0	6	0	0	0	0	53	0	12	10	2		
19.2.50.	State Bank of Saurashtra	0	35	20	0	0	0	0	4	2	0	0	1	1	8	0	1	0	11	15	0	8	8	0		

SN	Ministry/ Department/ Organization	Request opening balance	Number of Requests Received	Decisions where applications for information rejected	Request Transfer	Number of times various provisions were invoked while rejecting requests														Request disposed	Appeal opening balance	Number of Appeals Received	Decisions where appeals rejected	Decisions where appeals accepted	
						Relevant Section of Act 2005 Section 8(1)										Other Sections									
						7	8	9	10	11	12	13	14	15	16	17	18	19	20						
1	2	3	4	5	6	(a)	(b)	(c)	(d)	(e)	(f)	(g)	(h)	(i)	(j)	9	11	24	(Others)	21	22	23	24	25	
19.2.51.	State Bank of Travancore	0	47	29	0	0	0	0	8	3	0	0	0	0	0	9	0	0	9	0	18	0	17	4	13
19.2.52.	Syndicate Bank	30	217	109	0	2	3	0	33	15	1	0	18	2	47	0	15	0	41	108	8	59	53	6	
19.2.53.	The Oriental Insurance Co. Ltd.	4	184	57	0	3	0	0	13	2	0	0	11	0	3	0	7	0	18	131	1	36	15	22	
19.2.54.	Union Bank of India	38	171	26	0	0	0	0	3	0	0	0	2	0	11	0	1	0	9	145	4	16	15	1	
19.2.55.	United Bank of India	5	59	8	0	0	0	0	4	0	0	0	0	0	5	0	0	0	0	56	0	15	2	13	
19.2.56.	United Commercial Bank (UCO)	0	107	56	0	0	0	0	5	2	0	0	1	0	34	0	0	0	14	51	0	27	26	1	
19.2.57.	United India Insurance Co. Ltd.	12	194	25	0	0	0	1	16	0	0	3	0	5	0	0	0	0	0	181	0	12	11	1	
19.2.58.	Vijaya Bank	24	107	78	0	0	0	0	2	24	0	0	4	0	4	0	1	0	43	29	6	12	10	2	
19.2.59.	DRAT, Allahabad	0	0	0	0	0	0	0	0	0	0	0	0	0	0	0	0	0	0	0	0	0	0	0	
19.2.60.	DRAT, Chennai	0	1	0	0	0	0	0	0	0	0	0	0	0	0	0	0	0	0	1	0	0	0	0	
19.2.61.	DRAT, Kolkata	0	0	0	0	0	0	0	0	0	0	0	0	0	0	0	0	0	0	0	0	0	0	0	
19.2.62.	DRAT, Mumbai	0	0	0	0	0	0	0	0	0	0	0	0	0	0	0	0	0	0	0	0	0	0	0	
19.2.63.	DRT- DELHI-II	0	6	0	0	0	0	0	0	0	0	0	0	0	0	0	0	0	0	6	0	2	0	2	
19.2.64.	DRT -Kolkata-III	1	1	0	0	0	0	0	0	0	0	0	0	0	0	0	0	0	0	1	0	0	0	0	
19.2.65.	DRT, Ahmedabad-I	0	4	0	0	0	0	0	0	0	0	0	0	0	0	0	0	0	0	4	0	0	0	0	
19.2.66.	DRT, Allahabad	0	1	0	0	0	0	0	0	0	0	0	0	0	0	0	0	0	0	1	0	0	0	0	
19.2.67.	DRT, Aurangabad	0	0	0	0	0	0	0	0	0	0	0	0	0	0	0	0	0	0	0	0	0	0	0	
19.2.68.	DRT, Chandigarh-II	0	1	0	0	0	0	0	0	0	0	0	0	0	0	0	0	0	0	1	0	0	0	0	
19.2.69.	DRT, Chennai-I	0	0	0	0	0	0	0	0	0	0	0	0	0	0	0	0	0	0	0	0	0	0	0	
19.2.70.	DRT, Chennai-II	0	2	0	0	0	0	0	0	0	0	0	0	0	0	0	0	0	0	2	0	0	0	0	
19.2.71.	DRT, Chennai-III	0	0	0	0	0	0	0	0	0	0	0	0	0	0	0	0	0	0	0	0	0	0	0	
19.2.72.	DRT, Coimbatore	0	1	0	0	0	0	0	0	0	0	0	0	0	0	0	0	0	0	0	0	0	0	0	
19.2.73.	DRT, Cuttack	0	0	0	0	0	0	0	0	0	0	0	0	0	0	0	0	0	0	0	0	0	0	0	
19.2.74.	DRT, Delhi-I	0	23	20	0	0	0	0	0	0	0	0	0	0	0	0	0	0	20	3	0	4	4	0	
19.2.75.	DRT, Ernakulam	0	0	0	0	0	0	0	0	0	0	0	0	0	0	0	0	0	0	0	0	0	0	0	
19.2.76.	DRT, Guwahati	0	0	0	0	0	0	0	0	0	0	0	0	0	0	0	0	0	0	0	0	0	0	0	
19.2.77.	DRT, Hyderabad	0	1	0	0	0	0	0	0	0	0	0	0	0	0	0	0	0	0	1	0	0	0	0	
19.2.78.	DRT, Jabalpur	1	1	0	0	0	0	0	0	0	0	0	0	0	0	0	0	0	0	2	0	0	0	0	
19.2.79.	DRT, Jaipur	0	2	0	0	0	0	0	0	0	0	0	0	0	0	0	0	0	0	2	0	0	0	0	
19.2.80.	DRT, Karnataka	0	2	0	0	0	0	0	0	0	0	0	0	0	0	0	0	0	0	0	0	0	0	0	
19.2.81.	DRT, Kolkata-I	0	0	0	0	0	0	0	0	0	0	0	0	0	0	0	0	0	0	0	0	0	0	0	

SN	Ministry/ Department/ Organization	Request opening balance	Number of Requests Received	Decisions where applications for information rejected	Request Transfer	Number of times various provisions were invoked while rejecting requests																Request disposed	Appeal opening balance	Number of Appeals Received	Decisions where appeals rejected	Decisions where appeals accepted
						Relevant Section of Act 2005 Section 8(1)										Other Sections										
1	2	3	4	5	6	7	8	9	10	11	12	13	14	15	16	17	18	19	20	21	22	23	24	25		
						(a)	(b)	(c)	(d)	(e)	(f)	(g)	(h)	(i)	(j)	9	11	24	(Others)							
19.2.82.	DRT, Madurai	0	0	0	0	0	0	0	0	0	0	0	0	0	0	0	0	0	0	0	0	0	0	0		
19.2.83.	DRT, Mumbai-I	0	8	0	0	0	0	0	0	0	0	0	0	0	0	0	0	0	0	0	8	0	0	0		
19.2.84.	DRT, Mumbai-II	0	0	0	0	0	0	0	0	0	0	0	0	0	0	0	0	0	0	0	0	0	0	0		
19.2.85.	DRT, Nagpur	9	9	3	1	0	0	0	0	0	0	0	0	0	0	0	0	0	0	9	6	0	0	0		
19.2.86.	DRT, New Delhi-III	0	8	0	0	0	0	0	0	0	0	0	0	0	0	0	0	0	0	0	8	0	0	0		
19.2.87.	DRT, Patna	0	0	0	0	0	0	0	0	0	0	0	0	0	0	0	0	0	0	0	0	0	0	0		
19.2.88.	DRT, Pune	8	5	0	0	0	0	0	0	0	0	0	0	0	0	0	0	0	0	0	5	0	0	0		
19.2.89.	DRT, Ranchi	0	0	0	0	0	0	0	0	0	0	0	0	0	0	0	0	0	0	0	0	0	0	0		
19.2.90.	DRT, Vishakhapatnam	0	0	0	0	0	0	0	0	0	0	0	0	0	0	0	0	0	0	0	0	0	0	0		
19.2.91.	DRT-Chandigarh-I	0	1	0	0	0	0	0	0	0	0	0	0	0	0	0	0	0	0	0	1	0	0	0		
19.2.92.	General Insurance Corporation of India	4	14	2	0	0	0	0	0	2	0	0	0	0	0	0	0	0	0	0	12	0	0	0		
19.2.93.	Office of the Custodian	0	3	0	0	0	0	0	0	0	0	0	0	0	0	0	0	0	0	0	3	0	0	0		
19.2.95.	SPMCIL - Bank Note Press	0	21	0	0	0	0	0	0	0	0	0	0	0	0	0	0	0	0	0	21	0	0	0		
Department Total		1159	12537	4309	457	68	48	6	789	526	8	51	185	53	1708	14	121	9	1405	7991	204	2109	1296	837		
19.3.1	Department of Expenditure	0	373	0	38	0	0	0	0	0	0	0	0	0	0	0	0	0	0	0	0	0	29	0		
19.3.2	Controller General of Accounts	0	60	0	12	0	0	0	0	0	0	0	0	0	0	0	0	0	0	0	0	0	0	0		
19.3.3	Central Pension Accounting Office	0	12	0	1	0	0	0	0	0	0	0	0	0	0	0	0	0	0	0	0	0	0	0		
Department Total		0	445	0	51	0	0	0	0	0	0	0	0	0	0	0	0	0	0	0	0	29	0	0		
19.4.1	Department of Revenue	9	151	62	0	0	0	0	47	29	0	0	0	0	0	30	0	3	6	25	89	0	12	10		
19.4.2	CBDT	16	69	0	25	0	0	0	0	0	0	0	0	0	0	0	0	0	0	0	69	0	0	0		
19.4.3	CBEC	0	309	61	19	1	0	0	0	3	0	6	1	2	0	0	0	0	48	212	0	89	48	24		
19.4.8	Central Revenues Control Laboratory	0	13	0	0	0	0	0	0	0	0	0	0	0	0	0	0	0	0	0	0	0	0	0		
19.4.9	Chief Commissioner Central Excise, Cochin Zone	0	57	6	0	0	0	0	6	2	0	0	0	1	0	0	0	0	3	51	0	7	3	4		
19.4.10	Chief Commissioner of Central Excise & Customs, Pune Zone	4	132	39	14	0	0	0	2	0	0	0	2	0	9	0	1	0	25	65	0	6	1	4		
19.4.13	Chief Commissioner of Custms & Central Excise, Bhopal Zone	0	183	39	0	0	0	0	5	1	0	0	4	0	4	0	0	0	25	144	0	19	2	17		
19.4.14	Chief Commissioner of Custms & Central Excise, Hyderabad Zone	0	91	39	17	0	0	0	3	1	0	0	6	0	21	0	0	0	8	35	0	12	5	4		

SN	Ministry/ Department/ Organization	Request opening balance	Number of Requests Received	Decisions where applications for information rejected	Request Transfer	Number of times various provisions were invoked while rejecting requests														Request disposed	Appeal opening balance	Number of Appeals Received	Decisions where appeals rejected	Decisions where appeals accepted
						Relevant Section of Act 2005 Section 8(1)										Other Sections								
1	2	3	4	5	6	7	8	9	10	11	12	13	14	15	16	17	18	19	20	21	22	23	24	25
						(a)	(b)	(c)	(d)	(e)	(f)	(g)	(h)	(i)	(j)	9	11	24	(Others)					
19.4.15	Chief Commissioner of Custms & Central Excise, Lucknow Zone	0	88	26	0	0	0	0	3	0	0	0	4	0	12	0	1	0	6	62	0	33	15	18
19.4.16	Chief Commissioner of Custms & Central Excise, Meerut Zone	2	76	32	2	0	0	0	6	0	0	0	4	0	8	0	0	2	12	44	1	9	5	5
19.4.17	Chief Commissioner of Custms & Central Excise, Nagpur Zone	0	111	0	0	0	0	0	6	1	0	0	1	0	5	0	0	2	10	0	0	5	1	0
19.4.18	Chief Commissioner of Custms & Central Excise, Shillong Zone	0	20	4	0	0	0	0	2	0	0	0	0	0	0	0	0	0	2	16	0	1	0	1
19.4.19	Chief Commissioner of Custms & Central Excise, Vadodara Zone	3	228	79	6	0	0	0	2	0	0	1	0	0	0	0	4	37	35	141	2	47	46	3
19.4.20	Chief Commissioner of Customs & Central Excise, Vishakhapatnam Zone	6	42	10	1	0	0	0	2	2	0	0	1	0	1	0	0	0	8	37	0	5	5	0
19.4.21	Chief Commissioner of Customs Preventive, Chennai Zone	0	62	0	0	0	0	0	0	0	0	0	0	0	0	0	0	0	0	62	0	0	0	0
19.4.22	Chief Commissioner of Customs Preventive, Delhi Zone	0	65	11	4	0	0	0	1	0	1	3	6	1	3	0	0	0	1	46	0	0	0	0
19.4.24	Chief Commissioner of Customs, Bangalore Zone	0	78	10	0	0	0	0	4	0	0	0	0	0	0	0	1	1	5	68	0	1	0	1
19.4.26	Chief Commissioner of Customs, Delhi Zone	0	192	72	0	2	0	0	48	0	0	0	4	1	0	0	0	0	17	120	0	41	22	19
19.4.28	Chief Commissioner of Customs, Mumbai-I Zone	14	211	92	40	0	0	0	20	3	1	0	10	3	11	0	3	0	52	93	4	49	46	7
19.4.29	Chief Commissioner of Customs, Mumbai-II Zone	4	102	31	1	2	0	0	14	0	0	1	3	0	0	0	2	0	9	66	4	22	25	1
19.4.30	Chief Commissioner of Customs, Mumbai-III Zone	0	0	0	0	0	0	0	1	0	0	0	2	0	1	0	1	0	3	0	2	10	8	3
19.4.31	Chief Commissioner of Customs, Patna	4	44	18	0	0	0	0	3	1	0	0	0	0	0	0	0	0	22	26	0	9	8	1
19.4.32	Chief Commissioner of Income Tax (CCA), Pune	18	236	196	0	0	0	0	8	30	0	7	2	7	80	0	11	0	127	58	3	54	40	14
19.4.33	Chief Commissioner of Income Tax , Bhopal	0	207	87	0	0	0	0	12	0	1	2	2	9	28	0	12	0	21	120	0	31	15	16

SN	Ministry/ Department/ Organization	Request opening balance	Number of Requests Received	Decisions where applications for information rejected	Request Transfer	Number of times various provisions were invoked while rejecting requests																Request disposed	Appeal opening balance	Number of Appeals Received	Decisions where appeals rejected	Decisions where appeals accepted
						Relevant Section of Act 2005 Section 8(1)										Other Sections										
1	2	3	4	5	6	7	8	9	10	11	12	13	14	15	16	17	18	19	20	21	22	23	24	25		
						(a)	(b)	(c)	(d)	(e)	(f)	(g)	(h)	(i)	(j)	9	11	24	(Others)							
19.4.34	Chief Commissioner of Income Tax , Bhubaneswar	9	0	9	0	0	0	0	0	0	0	0	0	2	0	6	0	0	0	1	0	5	0	3	1	
19.4.35	Chief Commissioner of Income Tax , Chennai	26	54	41	0	0	0	0	7	2	6	0	0	0	0	25	0	0	0	1	39	1	9	5	0	
19.4.36	Chief Commissioner of Income Tax , Guwahati	0	17	5	4	0	0	0	0	0	0	0	0	1	0	1	0	0	0	3	8	0	0	0	0	
19.4.37	Chief Commissioner of Income Tax , Kanpur	2	241	90	25	0	0	0	1	18	1	2	19	4	59	0	0	0	6	119	0	52	28	18		
19.4.38	Chief Commissioner of Income Tax , Kolkata-1, Kolkata	3	42	30	0	0	0	0	0	0	0	0	0	0	0	0	0	0	0	15	0	30	22	8		
19.4.39	Chief Commissioner of Income Tax , Mumbai	53	1009	337	153	6	0	0	36	45	1	3	104	3	94	19	8	0	127	506	13	119	71	53		
19.4.40	Chief Commissioner of Income Tax , Patna	11	62	6	5	0	0	0	0	0	0	0	0	0	0	6	0	1	0	0	41	0	50	19	31	
19.4.41	Chief Commissioner, Central Excise & Service Tax, Ranchi Zone,Patna	0	82	16	0	0	0	0	0	1	0	1	8	0	5	0	0	0	1	66	0	8	7	1		
19.4.42	Chief Commissioner, Central Excise, Ahmedabad Zone	0	84	15	0	0	1	0	8	1	0	1	5	0	4	0	0	0	15	0	0	0	0	0		
19.4.44	Chief Commissioner, Central Excise, Bangalore Zone	1	125	30	2	0	0	0	2	0	0	0	1	0	5	0	1	0	21	78	0	43	20	23		
19.4.45	Chief Commissioner, Central Excise, Bhubaneswar Zone	8	67	5	9	0	0	0	0	0	0	0	0	2	6	0	0	0	0	61	0	9	3	6		
19.4.46	Chief Commissioner, Central Excise, Chandigarh Zone	5	186	57	5	0	0	0	4	8	0	0	34	0	0	0	0	1	10	129	0	24	20	4		
19.4.47	Chief Commissioner, Central Excise, Chennai Zone	0	38	4	0	0	0	0	1	0	0	0	1	0	2	0	0	0	1	34	0	4	1	3		
19.4.48	Chief Commissioner, Central Excise, Coimbatore Zone	0	110	5	0	0	0	0	0	0	0	0	1	0	0	0	0	0	4	105	0	6	5	1		
19.4.49	Chief Commissioner, Central Excise, Delhi Zone	0	243	46	0	0	0	0	6	0	2	3	3	17	2	1	0	0	12	197	0	36	24	12		

SN	Ministry/ Department/ Organization	Request opening balance	Number of Requests Received	Decisions where applications for information rejected	Request Transfer	Number of times various provisions were invoked while rejecting requests																			Request disposed	Appeal opening balance	Number of Appeals Received	Decisions where appeals rejected	Decisions where appeals accepted
						Relevant Section of Act 2005 Section 8(1)										Other Sections													
						7	8	9	10	11	12	13	14	15	16	17	18	19	20 (Others)	21	22	23	24	25					
1	2	3	4	5	6	(a)	(b)	(c)	(d)	(e)	(f)	(g)	(h)	(i)	(j)	9	11	24											
19.4.51	Chief Commissioner, Central Excise, Kolkata Zone	0	104	22	0	0	0	0	4	1	0	1	4	0	5	0	1	0	6	82	0	34	18	16					
19.4.53	Chief Commissioner, Central Excise, Mumbai-II Zone	0	115	55	10	0	0	0	0	0	0	1	2	0	10	1	0	0	41	50	1	24	13	11					
19.4.55	Director General of Income Tax, Vigilance	58	125	34	11	0	0	0	0	0	0	0	30	0	4	0	0	0	0	80	0	26	24	0					
19.4.57	Directorate of Housing & Welfare	0	3	0	0	0	0	0	0	0	0	0	0	0	0	0	0	0	0	3	0	0	0	0					
19.4.58	Directorate of Legal Affairs	0	0	0	0	0	0	0	0	0	0	0	0	0	0	0	0	0	0	0	0	0	0	0					
19.4.59	Directorate of Logistics	0	3	0	0	0	0	0	0	0	0	0	0	0	0	0	0	0	0	3	0	0	0	0					
19.4.60	Directorate of Organisation & Personnel Management	0	3	0	0	0	0	0	0	0	0	0	0	0	0	0	0	0	0	3	0	0	0	0					
19.4.61	Directorate of Revenue Intelligence	0	15	15	0	0	0	0	0	0	0	0	0	0	0	0	0	15	0	0	0	2	2	0					
19.4.62	Directorate General NACEN	0	2	0	0	0	0	0	0	0	0	0	0	0	0	0	0	0	0	2	0	0	0	0					
19.4.63	Directorate General of Audit	0	1	0	0	0	0	0	0	0	0	0	0	0	0	0	0	0	0	1	0	0	0	0					
19.4.64	Directorate General of Central Excise Intelligence	0	30	12	3	0	0	0	0	0	0	1	7	0	4	0	0	0	0	15	0	9	9	0					
19.4.65	Directorate General of Export Promotion	0	2	0	0	0	0	0	0	0	0	0	0	0	0	0	0	0	0	2	0	0	0	0					
19.4.67	Directorate General of Publicity & Public Relations	2	9	1	4	0	0	0	0	0	0	0	0	0	0	0	0	0	1	6	0	1	1	0					
19.4.69	Directorate General of Safeguards	0	0	0	0	0	0	0	0	0	0	0	0	0	0	0	0	0	0	0	0	0	0	0					
19.4.70	Directorate General of Service Tax	0	20	0	0	0	0	0	0	0	0	0	0	0	0	0	0	0	0	20	0	1	1	0					
19.4.71	Directorate General of Systems & Data Management	0	22	2	0	0	0	0	3	0	0	0	0	0	0	0	0	0	0	20	0	1	1	0					
19.4.72	Directorate General of Valuation	4	6	0	3	0	0	0	0	0	0	0	0	0	0	0	0	0	0	1	0	0	0	0					
19.4.73	Directorate General of Vigilance	1	121	61	7	0	0	0	0	3	0	6	28	0	12	0	1	0	11	53	2	39	34	5					
19.4.74	Directorate of Legal Affairs	0	0	0	0	0	0	0	0	0	0	0	0	0	0	0	0	0	0	0	0	0	0	0					
19.4.75	LTU	0	0	0	0	0	0	0	0	0	0	0	0	0	0	0	0	0	0	0	0	0	0	0					
19.4.76	Director General of Income Tax, Vigilance	58	125	34	11	0	0	0	0	0	0	0	30	0	4	0	0	0	0	80	0	26	28	0					
Department Total		321	5833	1846	381	11	1	0	267	152	13	39	332	50	467	21	51	64	725	3443	38	1015	664	337					
Total		1480	18830	6160	893	79	49	6	1056	678	21	90	518	105	2175	35	172	73	2132	11440	242	3156	1963	1174					

SN	Ministry/ Department/ Organization	Request opening balance	Number of Requests Received	Decisions where applications for information rejected	Request Transfer	Number of times various provisions were invoked while rejecting requests														Request disposed	Appeal opening balance	Number of Appeals Received	Decisions where appeals rejected	Decisions where appeals accepted	
						Relevant Section of Act 2005 Section 8(1)										Other Sections									
1	2	3	4	5	6	7	8	9	10	11	12	13	14	15	16	17	18	19	20	21	22	23	24	25	
						(a)	(b)	(c)	(d)	(e)	(f)	(g)	(h)	(i)	(j)	9	11	24	(Others)						
20	Ministry of Food Processing Industries																								
20.1.1.	Ministry of Food Processing Industries	0	44	7	0	0	0	0	0	0	0	0	0	0	0	0	0	0	0	7	37	1	0	0	0
Total		0	44	7	0	0	0	0	0	0	0	0	0	0	0	0	0	0	0	7	37	1	0	0	0
21	Ministry of Health & Family Welfare																								
21.1.1	Department of AYUSH	0	244	0	0	0	0	0	0	0	0	0	0	0	0	0	0	0	0	0	0	0	0	0	
21.1.2	Central Council for Research in Ayurveda and Siddha	0	27	0	0	0	0	0	0	0	0	0	0	0	0	0	0	0	0	0	0	0	0	0	
21.1.3	Central Council for Research in Unani Medicine	0	15	0	0	0	0	0	0	0	0	0	0	0	0	0	0	0	0	0	0	0	0	0	
21.1.4	Central Council for Research in Homoeopathy	0	13	0	0	0	0	0	0	0	0	0	0	0	0	0	0	0	0	0	0	0	0	0	
21.1.5	Central Council for Research in Yoga & Naturopathy	0	20	0	0	0	0	0	0	0	0	0	0	0	0	0	0	0	0	0	0	0	0	0	
21.1.6	Central Council for Indian Medicine	0	68	0	0	0	0	0	0	0	0	0	0	0	0	0	0	0	0	0	0	0	0	0	
21.1.7	Pharmacopoeial Laboratory for Indian Medicine	0	2	0	0	0	0	0	0	0	0	0	0	0	0	0	0	0	0	0	0	0	0	0	
21.1.8	Central Council for Homoeopathy	2	70	1	0	0	0	0	0	0	0	0	1	0	0	0	0	0	0	0	71	0	1	0	0
21.1.9	Morarjee Deseai National Institute of Yoga	0	8	0	0	0	0	0	0	0	0	0	0	0	0	0	0	0	0	0	0	0	0	0	
21.1.10	National Medicinal Plants Board	0	5	0	0	0	0	0	0	0	0	0	0	0	0	0	0	0	0	0	0	0	0	0	
21.1.11	Homoeopathic Pharmacopoeia Laboratory	0	10	0	0	0	0	0	0	0	0	0	0	0	0	0	0	0	0	0	0	0	0	0	
21.1.12	National Institute of Homoeopathy	0	4	0	0	0	0	0	0	0	0	0	0	0	0	0	0	0	0	0	0	0	0	0	
21.1.14	National Institute of Naturopathy	0	3	0	0	0	0	0	0	0	0	0	0	0	0	0	0	0	0	0	3	0	0	0	
21.1.15	Rashtiya Ayurved Vidhya Peeth	0	1	0	0	0	0	0	0	0	0	0	0	0	0	0	0	0	0	0	0	0	0	0	
21.1.17	National Institute of Unani Medicine	0	0	0	0	0	0	0	0	0	0	0	0	0	0	0	0	0	0	0	0	0	0	0	
21.1.18	National Institute of Siddha	0	3	0	0	0	0	0	0	0	0	0	0	0	0	0	0	0	0	0	0	0	0	0	
21.1.19	Indian Medicines Pharmaceutical Corporation Ltd.	0	2	0	0	0	0	0	0	0	0	0	0	0	0	0	0	0	0	0	0	0	0	0	
21.1.20	CGHS Ayurvedic Hospital	0	0	0	0	0	0	0	0	0	0	0	0	0	0	0	0	0	0	0	0	0	0	0	

SN	Ministry/ Department/ Organization	Request opening balance	Number of Requests Received	Decisions where applications for information rejected	Request Transfer	Number of times various provisions were invoked while rejecting requests																Request disposed	Appeal opening balance	Number of Appeals Received	Decisions where appeals rejected	Decisions where appeals accepted
						Relevant Section of Act 2005 Section 8(1)										Other Sections										
						7	8	9	10	11	12	13	14	15	16	17	18	19	20 (Others)	21	22					
1	2	3	4	5	6	(a)	(b)	(c)	(d)	(e)	(f)	(g)	(h)	(i)	(j)	9	11	24								
21.1.21	Institute of Post-Graduate Training and Research in Ayurveda	0	17	0	0	0	0	0	0	0	0	0	0	0	0	0	0	0	0	0	0	0	0	0	0	
Department Total		2	512	1	0	0	0	0	0	0	0	0	0	1	0	0	0	0	0	0	74	0	1	0	0	
21.2.1	Department of Health & Family Welfare	0	657	4	37	0	0	0	0	0	0	0	1	0	3	0	0	0	0	616	0	39	0	39		
21.2.23	National Institute of Ayurveda	0	1	0	0	0	0	0	0	0	0	0	0	0	0	0	0	0	0	0	0	0	0	0		
Department Total		0	658	4	37	0	0	0	0	0	0	0	1	0	3	0	0	0	0	616	0	39	0	39		
Total		2	1170	5	37	0	0	0	0	0	0	0	2	0	3	0	0	0	0	690	0	40	0	39		
22	Ministry of Heavy Industry & Public Enterprises																									
22.1.1	Department of Heavy Industries	0	55	5	0	0	0	0	0	0	0	0	0	2	1	0	0	0	2	0	0	0	0	0		
22.1.2	Andrew Yule & Co. Ltd.	0	0	0	0	0	0	0	0	0	0	0	0	0	0	0	0	0	0	0	0	0	0	0		
22.1.3	Automotive Research Association of India	0	7	1	0	0	0	0	0	0	0	0	1	0	0	0	0	0	0	0	0	0	0	0		
22.1.4	BBJ Construction Co. Ltd.	0	4	0	0	0	0	0	1	1	0	0	0	0	0	0	0	0	0	0	0	0	0	0		
22.1.5	Bharat Bhari Udyog Nigam Ltd.	0	1	0	0	0	0	0	0	0	0	0	0	0	0	0	0	0	0	1	0	0	0	0		
22.1.6	Bharat Heavy Plate & Vessels Ltd.	0	13	4	0	0	0	0	0	0	0	0	0	0	1	0	0	0	3	0	0	0	0	0		
22.1.7	Bharat Pumps and Compressors Ltd.	0	0	0	0	0	0	0	0	0	0	0	0	0	0	0	0	0	0	0	0	0	0	0		
22.1.8	Bharat Wagon & Engineering Ltd.	0	0	0	0	0	0	0	0	0	0	0	0	0	0	0	0	0	0	0	0	0	0	0		
22.1.9	Bharat Yantra Nigam Ltd.	0	46	6	0	0	0	0	1	0	0	0	0	0	1	0	0	0	4	0	0	0	0	0		
22.1.10	Braithwaite & Co. Ltd.	0	341	22	0	2	0	0	8	0	0	0	1	0	7	0	0	0	4	0	0	0	0	0		
22.1.11	Bharat Heavy Electrical Limited (BHEL)	0	0	0	0	0	0	0	0	0	0	0	0	0	0	0	0	0	0	0	0	0	0	0		
22.1.12	Bridge & Roof Co. (India) Ltd.	0	0	0	0	0	0	0	0	0	0	0	0	0	0	0	0	0	0	0	0	0	0	0		
22.1.13	Burn Standard Co. Ltd. (Subs BBUNL)	0	7	0	0	0	0	0	0	0	0	0	0	0	0	0	0	0	0	0	0	0	0	0		
22.1.14	Cement Corporation of India Ltd.	0	21	2	0	0	0	0	0	0	0	0	1	0	0	0	0	0	1	0	0	0	0	0		
22.1.15	Engineering Projects (India) Ltd.	0	5	2	0	0	0	0	2	0	0	0	0	0	0	0	0	0	0	0	0	0	0	0		
22.1.16	Fluid Control Research Institute	0	1	0	0	0	0	0	0	0	0	0	0	0	0	0	0	0	0	0	0	0	0	0		
22.1.17	Heavy Engineering Corporation Ltd.	0	61	2	0	0	0	0	1	0	0	0	0	0	0	0	0	0	2	0	0	3	2	1		
22.1.18	Hindustan Cables Ltd.	0	59	3	0	0	0	0	1	0	0	0	0	0	2	0	0	0	0	0	0	0	0	0		
22.1.19	Hindustan Newsprint Ltd.	0	8	1	0	0	0	0	1	0	0	0	0	0	0	0	0	0	0	0	0	0	0	0		
22.1.20	Hindustan Paper Corporation Ltd.	0	18	0	0	0	0	0	0	0	0	0	0	0	0	0	0	0	0	0	0	0	0	0		
22.1.21	Hindustan Photo Films Mfg. Co. Ltd.	0	3	0	0	0	0	0	0	0	0	0	0	0	0	0	0	0	0	0	0	0	0	0		

SN	Ministry/ Department/ Organization	Request opening balance	Number of Requests Received	Decisions where applications for information rejected	Request Transfer	Number of times various provisions were invoked while rejecting requests																Request disposed	Appeal opening balance	Number of Appeals Received	Decisions where appeals rejected	Decisions where appeals accepted
						Relevant Section of Act 2005 Section 8(1)										Other Sections										
1	2	3	4	5	6	7	8	9	10	11	12	13	14	15	16	17	18	19	20	21	22	23	24	25		
						(a)	(b)	(c)	(d)	(e)	(f)	(g)	(h)	(i)	(j)	9	11	24	(Others)							
22.1.22	Hindustan Salts Ltd.	0	8	0	0	0	0	0	0	0	0	0	0	0	0	0	0	0	0	0	0	0	0	0		
22.1.23	HMT (International) Ltd.	0	5	1	0	0	0	0	0	1	0	0	0	0	0	0	0	0	0	0	0	0	0	0		
22.1.24	HMT Bearings Ltd.	0	5	0	0	0	0	0	0	0	0	0	0	0	0	0	0	0	0	0	0	0	0	0		
22.1.25	HMT Chinara Watches Ltd.	0	1	1	0	0	0	0	0	0	1	0	0	0	0	0	0	0	0	0	0	0	0	0		
22.1.26	HMT Ltd.	0	23	6	0	0	0	0	0	6	0	0	0	0	0	0	0	0	0	0	0	0	0	0		
22.1.27	HMT Machine Tools Ltd.	0	11	1	0	0	0	0	0	0	0	0	0	0	0	1	0	0	0	0	0	0	0	0		
22.1.28	HMT Watches Ltd.	0	5	1	0	0	0	0	0	1	0	0	0	0	0	0	0	0	0	0	0	0	0	0		
22.1.29	Hooghly Printing Co. Ltd.	0	0	0	0	0	0	0	0	0	0	0	0	0	0	0	0	0	0	0	0	0	0	0		
22.1.30	Instrumentation Ltd.	0	2	0	0	0	0	0	0	0	0	0	0	0	0	0	0	0	0	0	0	0	0	0		
22.1.31	National Automotive Training and R&D Infrastructure Project	0	0	0	0	0	0	0	0	0	0	0	0	0	0	0	0	0	0	0	0	0	0	0		
22.1.32	NEPA Ltd.	0	6	4	0	0	0	0	0	0	0	0	0	0	0	1	0	0	0	3	0	0	0	0		
22.1.33	Praga Tools Ltd.	0	1	0	0	0	0	0	0	0	0	0	0	0	0	0	0	0	0	0	0	0	0	0		
22.1.34	Rajasthan Electronics & Instruments Ltd.	0	0	0	0	0	0	0	0	0	0	0	0	0	0	0	0	0	0	0	0	0	0	0		
22.1.35	Richardson Cruddas (1972) Ltd.	0	0	0	0	0	0	0	0	0	0	0	0	0	0	0	0	0	0	0	0	26	0	0		
22.1.36	Sambhar Salts Ltd.	0	0	0	0	0	0	0	0	0	0	0	0	0	0	0	0	0	0	0	0	0	0	0		
22.1.37	Scooters India Ltd.	0	10	2	0	0	0	0	0	0	0	0	2	0	0	0	0	0	0	0	5	0	3	0		
22.1.38	Triveni Structural Ltd.	0	0	0	0	0	0	0	0	0	0	0	0	0	0	0	0	0	0	0	0	0	0	0		
22.1.39	Tungabhadra Steel Products Ltd.	0	0	0	0	0	0	0	0	0	0	0	0	0	0	0	0	0	0	0	0	0	0	0		
22.1.40	Tyre Corporation of India Ltd.	0	1	1	0	0	0	0	0	0	0	0	0	0	0	0	0	0	1	0	0	0	0	0		
Department Total		0	728	65	0	2	0	0	23	1	1	0	5	2	14	0	0	0	20	6	26	6	2	4		
22.2.1.	Department of Public Enterprises	0	65	0	1	0	0	0	0	0	0	0	0	0	0	0	0	0	0	0	0	3	0	3		
Department Total		0	65	0	1	0	0	0	0	0	0	0	0	0	0	0	0	0	0	0	0	3	0	3		
Total		0	793	65	1	2	0	0	23	1	1	0	5	2	14	0	0	0	20	6	26	9	2	7		
23	Ministry of Home Affairs																									
23.1.1.	Department of Home	3	1437	82	345	3	1	0	1	7	0	0	5	3	21	0	1	23	19	1013	0	108	46	53		
23.1.2.	Assam Rifles	0	0	0	0	0	0	0	0	0	0	0	0	0	0	0	0	0	0	0	0	0	0	0		
23.1.3.	Border Security Force	0	38	38	0	0	0	0	0	0	0	0	0	0	0	0	0	23	15	0	0	0	0	0		
23.1.4.	Bureau of Police Research & Development	0	9	6	0	0	0	0	0	0	0	0	0	0	0	0	0	0	6	3	0	0	0	0		

SN	Ministry/ Department/ Organization	Request opening balance	Number of Requests Received	Decisions where applications for information rejected	Request Transfer	Number of times various provisions were invoked while rejecting requests																Request disposed	Appeal opening balance	Number of Appeals Received	Decisions where appeals rejected	Decisions where appeals accepted
						Relevant Section of Act 2005 Section 8(1)										Other Sections										
1	2	3	4	5	6	7	8	9	10	11	12	13	14	15	16	17	18	19	20	21	22	23	24	25		
						(a)	(b)	(c)	(d)	(e)	(f)	(g)	(h)	(i)	(j)	9	11	24	(Others)							
23.1.5.	Central Forensic Science Laboratory (CBI)	1	13	4	0	0	0	0	0	0	2	0	0	0	0	2	0	0	0	0	10	0	3	3	0	
23.1.6.	Central Industrial Security Force	0	24	18	0	0	0	0	0	0	0	0	0	0	0	0	0	0	18	0	6	0	10	9	1	
23.1.7.	Central Reserve Police Force	0	30	30	0	0	0	0	0	0	0	0	0	0	0	0	0	0	30	0	0	0	4	4	0	
23.1.8.	Delhi Police Department of Coordination (Police Wireless)	1032	6001	1019	77	0	0	0	0	2	59	3	553	237	17	36	0	85	0	27	5937	11	561	386	186	
23.1.9.	Directorate of Forensic Science	0	9	0	0	0	0	0	0	0	0	0	0	0	0	1	0	0	0	0	9	1	1	0	2	
23.1.10.	Indo Tibetan Border Police	0	18	18	0	0	0	0	0	0	0	0	0	0	0	0	0	0	18	0	0	0	0	0	0	
23.1.11.	Intelligence Bureau	0	61	58	0	0	0	0	0	0	0	0	0	0	0	0	0	0	55	3	3	0	3	3	0	
23.1.12.	Inter State Council	0	0	0	0	0	0	0	0	0	0	0	0	0	0	0	0	0	0	0	0	0	0	0	0	
23.1.13.	LNJP National Institute of Criminology & Forensic Science	0	6	0	0	0	0	0	0	0	0	0	0	0	0	0	0	0	0	0	6	0	0	0	0	
23.1.14.	Narcotics Control Bureau	0	13	13	0	0	0	0	0	0	0	0	0	0	0	0	0	0	14	0	0	0	1	1	0	
23.1.15.	National Civil Defence College	0	0	0	0	0	0	0	0	0	0	0	0	0	0	0	0	0	0	0	0	0	0	0	0	
23.1.16.	National Crime Record Bureau	0	67	0	0	0	0	0	0	0	0	0	0	0	1	0	0	0	0	8	67	0	20	9	11	
23.1.17.	National Emergency & response Force & Civil Defence	0	1	0	0	0	0	0	0	0	0	0	0	0	0	0	0	0	0	0	1	0	0	0	0	
23.1.18.	National Fire Service College	0	7	0	0	0	0	0	0	0	0	0	0	0	0	0	0	0	0	0	7	0	0	0	0	
23.1.20.	National Security Guard	0	2	1	1	0	0	0	0	0	0	0	0	0	0	0	0	0	1	0	0	0	0	0	0	
23.1.21.	Office of the Registrar General of India	0	118	28	0	0	0	0	0	0	3	0	0	0	1	10	0	0	0	14	90	0	8	7	1	
23.1.22.	Repatriates Cooperative Finance & Development Bank Limited	0	0	0	0	0	0	0	0	0	0	0	0	0	0	0	0	0	0	0	0	0	0	0	0	
23.1.23.	Sashastra Seema Bal,	0	9	5	0	0	0	0	0	0	0	0	0	0	0	0	0	0	5	0	4	0	0	0	0	
23.1.24.	SVP National Police Academy,	0	0	0	0	0	0	0	0	0	0	0	0	0	0	0	0	0	0	0	0	0	0	0	0	
23.1.25.	Zonal Council Secretariat	0	1	0	0	1	0	0	0	0	0	0	0	0	0	0	0	0	0	0	1	0	0	0	0	
23.1.26.	Department of Justice	0	148	6	38	0	0	0	0	0	6	0	0	0	0	0	0	0	0	0	104	0	7	0	5	
23.1.28.	Department of Official Language	0	37	0	0	0	0	0	0	0	0	0	0	0	0	0	0	0	0	0	37	0	0	0	0	
23.1.29.	Directorate of Forensic Science	0	7	1	0	0	0	0	0	0	0	0	1	0	0	1	0	0	0	0	6	0	0	0	0	
23.1.30.	Supreme Court of India	10	471	85	119	0	0	0	0	0	2	0	0	0	0	0	0	0	0	83	277	0	66	57	9	
23.1.31	UT of Delhi	2505	34011	862	2748	2	5	5	52	16	4	32	120	7	145	25	115	48	286	0	203	4007	396	2097		
23.1.32	National Human Rights Commission	51	403	0	7	0	0	0	0	0	0	0	0	0	0	0	0	0	0	419	0	8	8			

SN	Ministry/ Department/ Organization	Request opening balance	Number of Requests Received	Decisions where applications for information rejected	Request Transfer	Number of times various provisions were invoked while rejecting requests																Request disposed	Appeal opening balance	Number of Appeals Received	Decisions where appeals rejected	Decisions where appeals accepted
						Relevant Section of Act 2005 Section 8(1)										Other Sections										
						7	8	9	10	11	12	13	14	15	16	17	18	19	20	21	22					
1	2	3	4	5	6	(a)	(b)	(c)	(d)	(e)	(f)	(g)	(h)	(i)	(j)	9	11	24	(Others)							
23.1.33	UT of Chandigarh	80	4706	85	94	0	3	0	10	6	0	2	26	0	12	0	6	0	20	4570	0	104	47	54		
23.1.34	Chandigarh Housing Board	4	170	2	2	0	0	0	1	0	0	0	0	0	0	0	0	0	1	168	0	6	0	6		
23.1.35	Director Public Instructions (S)	0	31	0	0	0	0	0	0	0	0	0	0	0	0	0	0	0	31	0	3	2	1			
23.1.36	Social Welfare	0	5	0	0	0	0	0	0	0	0	0	0	0	0	0	0	0	5	0	1	0	1			
23.1.37	Vigilance Department	1	5	4	0	0	0	0	0	0	0	0	4	0	0	0	0	0	2	0	0	0	0			
23.1.38	State Legal Services Authority	0	3	0	2	0	0	0	0	0	0	0	0	0	0	0	0	0	1	0	1	1	0			
23.1.39	Chief Engineer	0	48	6	15	0	1	0	0	0	0	0	3	0	2	0	0	0	27	0	4	1	3			
23.1.40	Municipal Corporation	5	167	25	0	2	0	0	0	0	0	0	1	0	0	0	5	0	126	0	31	16	15			
23.1.41	Excise & Taxation	0	45	9	2	0	0	0	9	0	0	0	0	0	0	0	0	0	34	0	4	0	4			
23.1.42	Govt. College of Arts	0	50	1	0	0	0	0	0	0	0	0	1	0	0	0	0	0	49	0	0	0	0			
23.1.43	Employment Exchange	0	13	1	0	0	0	0	0	0	0	0	1	0	0	0	0	0	12	0	1	1	0			
23.1.44	State Transport Authority	1	6	1	0	0	0	0	0	0	0	0	1	0	0	0	0	0	6	0	2	1	1			
23.1.45	Tourism Department	0	5	2	0	0	0	0	0	0	0	0	0	0	2	0	0	0	3	0	0	0	0			
23.1.46	Police Department	0	925	9	0	0	0	0	0	0	0	0	9	0	0	0	0	0	916	0	2	0	2			
23.1.47	Law & Prosecution Department	0	5	3	0	0	0	0	0	0	0	0	0	0	3	0	0	0	2	0	0	0	0			
23.1.48	Govt. Medical College & Hospital	2	37	6	0	0	0	0	0	5	0	0	0	0	0	0	1	0	33	0	9	8	1			
23.1.49	Chandigarh State Consumer Disputes Redressal Commission	0	3	2	0	0	0	0	0	0	0	0	0	0	0	0	0	2	1	0	0	0	0			
23.1.50	Public Health Department	0	7	0	1	0	0	0	0	0	0	0	0	0	0	0	0	0	6	0	0	0	0			
23.1.51	Electrical Circle	0	3	0	0	0	0	0	0	0	0	0	0	0	0	0	0	0	2	0	0	0	0			
23.1.52	Construction Circle	0	12	0	1	0	0	0	0	0	0	0	0	0	0	0	0	0	11	0	0	0	0			
23.1.53	Deputy Commissioner-cum-Controller Civil Defence	0	34	0	1	0	0	0	0	0	0	0	0	0	0	0	0	0	33	0	1	0	1			
23.1.54	Labour Department	0	5	0	1	0	0	0	0	0	0	0	0	0	0	0	0	0	4	0	0	0	0			
23.1.55	Agriculture Department	0	2	0	0	0	0	0	0	0	0	0	0	0	0	0	0	0	2	0	0	0	0			
23.1.56	Zila Sainik Welfare Board	0	3	0	1	0	0	0	0	0	0	0	0	0	0	0	0	0	2	0	0	0	0			
23.1.57	Sports Department	0	2	0	0	0	0	0	0	0	0	0	0	0	0	0	0	0	2	0	0	0	0			
23.1.58	Prison Department	0	5	0	0	0	0	0	0	0	0	0	0	0	0	0	0	0	4	0	0	0	0			
23.1.59	Animal Husbandry	0	1	0	0	0	0	0	0	0	0	0	0	0	0	0	0	0	1	0	1	0	1			
23.1.60	Block Development & Panchayat Officer	0	7	0	0	0	0	0	0	0	0	0	0	0	0	0	0	0	7	0	0	0	0			
23.1.61	Food & Supplies Department	0	12	0	1	0	0	0	0	0	0	0	0	0	0	0	0	0	11	0	0	0	0			

SN	Ministry/ Department/ Organization	Request opening balance	Number of Requests Received	Decisions where applications for information rejected	Request Transfer	Number of times various provisions were invoked while rejecting requests																Request disposed	Appeal opening balance	Number of Appeals Received	Decisions where appeals rejected	Decisions where appeals accepted
						Relevant Section of Act 2005 Section 8(1)										Other Sections										
1	2	3	4	5	6	7	8	9	10	11	12	13	14	15	16	17	18	19	20	21	22	23	24	25		
						(a)	(b)	(c)	(d)	(e)	(f)	(g)	(h)	(i)	(j)	9	11	24	(Others)							
23.1.62	Statistical Cell	0	1	0	0	0	0	0	0	0	0	0	0	0	0	0	0	0	0	0	1	0	0	0	0	
23.1.63	Hospitality Department	0	2	0	0	0	0	0	0	0	0	0	0	0	0	0	0	0	0	0	2	0	0	0	0	
23.1.64	Registring & Licensing Authority	51	1564	0	0	0	0	0	0	0	0	0	0	0	0	0	0	0	0	0	1615	0	0	0	0	
23.1.65	Public Relation Department	0	1	0	0	0	0	0	0	0	0	0	0	0	0	0	0	0	0	0	1	0	0	0	0	
23.1.66	Election Department	0	5	0	2	0	0	0	0	0	0	0	0	0	0	0	0	0	0	0	3	0	1	0	1	
23.1.67	Higher Education	4	26	0	0	0	0	0	0	0	0	0	0	0	0	0	0	0	0	0	30	0	0	0	0	
23.1.68	Science & Technology	0	2	0	0	0	0	0	0	0	0	0	0	0	0	0	0	0	0	0	2	0	0	0	0	
23.1.69	Chandigarh Transport Undertaking	0	8	0	0	0	0	0	0	0	0	0	0	0	0	0	0	0	0	0	8	0	0	0	0	
23.1.70	Printing & Stationery Department	0	2	0	0	0	0	0	0	0	0	0	0	0	0	0	0	0	0	0	2	0	0	0	0	
23.1.71	Weights & Measure	0	1	0	0	0	0	0	0	0	0	0	0	0	0	0	0	0	0	0	1	0	1	0	0	
23.1.72	Industries Department	1	13	0	1	0	0	0	0	0	0	0	0	0	0	0	0	0	0	0	13	0	1	0	0	
23.1.73	Chandigarh Industrial & Tourism Development Corporation Limited	0	28	0	0	0	0	0	0	0	0	0	0	0	0	0	0	0	0	0	28	0	1	0	1	
23.1.74	Sub Divisional Magistrate (East)	0	1	0	0	0	0	0	0	0	0	0	0	0	0	0	0	0	0	0	1	0	0	0	0	
23.1.75	Sub Divisional Magistrate (South)	0	8	0	3	0	0	0	0	0	0	0	0	0	0	0	0	0	0	0	5	0	0	0	0	
23.1.76	Urban Planning/Architecture Department	0	2	0	0	0	0	0	0	0	0	0	0	0	0	0	0	0	0	0	2	0	0	0	0	
23.1.77	Environment Department	0	1	0	0	0	0	0	0	0	0	0	0	0	0	0	0	0	0	0	1	0	0	0	0	
23.1.78	Information & Technology Department	0	17	0	2	0	0	0	0	0	0	0	0	0	0	0	0	0	0	0	15	0	1	0	0	
23.1.79	Chandigarh Child & Women Development Corporation Limited	0	2	0	0	0	0	0	0	0	0	0	0	0	0	0	0	0	0	0	2	0	0	0	0	
23.1.80	Chandigarh S.C. & B.C. and Development Corporation Limited	0	2	0	0	0	0	0	0	0	0	0	0	0	0	0	0	0	0	0	2	0	0	0	0	
23.1.81	Cooperative Societies	0	11	0	0	0	0	0	0	0	0	0	0	0	0	0	0	0	0	0	11	0	0	0	0	
23.1.82	Central Treasury	0	1	0	0	0	0	0	0	0	0	0	0	0	0	0	0	0	0	0	1	0	0	0	0	
23.1.83	Director Health Services	6	41	0	0	0	0	0	0	0	0	0	0	0	0	0	0	0	0	0	47	0	2	0	2	
23.1.84	Technical Education	0	4	0	0	0	0	0	0	0	0	0	0	0	0	0	0	0	0	0	4	0	0	0	0	
23.1.85	Chandigarh College of Architecture	0	2	0	0	0	0	0	0	0	0	0	0	0	0	0	0	0	0	0	2	0	1	0	1	
23.1.86	Chandigrh College of Engineering & Technology	0	15	0	0	0	0	0	0	0	0	0	0	0	0	0	0	0	0	0	15	0	2	0	2	
23.1.87	Govt. Museum & Art Gallery	0	25	0	0	0	0	0	0	0	0	0	0	0	0	0	0	0	0	0	25	0	0	0	0	
23.1.88	Estate Office	0	1082	0	27	0	0	0	0	0	0	0	0	0	0	0	0	0	0	0	1055	0	12	10	2	

SN	Ministry/ Department/ Organization	Request opening balance	Number of Requests Received	Decisions where applications for information rejected	Request Transfer	Number of times various provisions were invoked while rejecting requests																			Request disposed	Appeal opening balance	Number of Appeals Received	Decisions where appeals rejected	Decisions where appeals accepted
						Relevant Section of Act 2005 Section 8(1)										Other Sections													
1	2	3	4	5	6	7	8	9	10	11	12	13	14	15	16	17	18	19	20	21	22	23	24	25					
						(a)	(b)	(c)	(d)	(e)	(f)	(g)	(h)	(i)	(j)	9	11	24	(Others)										
23.1.89	Forest & Wildlife Department	1	4	0	0	0	0	0	0	0	0	0	0	0	0	0	0	0	0	5	0	0	0	0					
23.1.90	Department of Urban Planning (Town Planning)	1	38	0	2	0	0	0	0	0	0	0	0	0	0	0	0	0	0	37	0	1	0	1					
23.1.91	Electricity OP Circle	0	69	1	0	0	0	0	0	0	0	0	0	1	0	0	0	0	0	68	0	0	0	0					
23.1.92	Home Department	3	91	10	29	0	0	0	0	0	0	2	5	0	3	0	0	0	0	41	0	17	8	9					
23.1.93	Punjab Engineering College	0	26	3	1	0	0	0	0	1	0	0	0	0	2	0	0	0	0	22	0	1	1	0					
Total		3762	52353	2444	3523	6	12	5	75	107	7	590	414	29	240	25	213	235	501	17138	215	5018	1025	2474					
24	Ministry of Human Resource Development																												
24.2.1.	Department of Secondary & Higher Education	2	494	2	228	0	0	0	1	0	0	0	1	0	0	0	0	0	0	263	0	32	3	26					
24.2.2.	Auroville Foundation CBSE	0	1	0	0	0	0	0	0	0	0	0	0	0	0	0	0	0	0	1	0	0	0	0					
24.2.3.	Central Hindi Directorate	13	14	0	0	0	0	0	0	0	0	0	0	0	0	0	0	0	0	14	0	0	0	0					
24.2.4.	Central Institute of Indian Languages(CIIL)	8	8	0	0	0	0	0	0	0	0	0	0	0	0	0	0	0	0	8	0	0	0	0					
24.2.6.	Commission for Scientific and Technical Terminology (CSTT)	0	3	0	0	0	0	0	0	0	0	0	0	0	0	0	0	0	0	3	0	3	0	3					
24.2.10.	Indian Institute of Management(IIM), Ahmedabad	0	0	0	0	0	0	0	0	0	0	0	0	0	0	0	0	0	0	0	0	0	0	0					
24.2.15.	Jawaharlal Nehru University, New Delhi	0	153	15	0	0	0	0	1	4	0	0	2	0	6	0	1	0	1	138	0	5	0	0					
24.2.16.	Kendriya Hindi Sansthan, Agra	0	16	0	0	0	0	0	0	0	0	0	0	0	0	0	0	0	0	16	0	0	0	0					
24.2.21.	Maulana Azad National Urdu University (MANUU)	0	7	0	0	0	0	0	0	0	0	0	0	0	0	0	0	0	0	7	0	0	0	0					
24.2.23.	National Council for Promotion of Sindhi Language	0	0	0	0	0	0	0	0	0	0	0	0	0	0	0	0	0	0	0	0	0	0	0					
24.2.24.	National Council for Promotion of Urdu Language (NCPUL)	25	0	0	0	0	0	0	0	0	0	0	0	0	0	0	0	0	0	25	0	0	0	0					
24.2.27.	National Institute of Educational Planning and Administration(NIEPA)	0	8	0	0	0	0	0	0	0	0	0	0	0	0	0	0	0	0	8	0	0	0	0					
24.2.41.	North Eastern Hill University	0	11	0	0	0	0	0	0	0	0	0	0	0	0	0	0	0	0	0	0	0	0	0					
24.2.42.	Pondicherry University	0	57	3	0	0	0	0	1	0	0	0	0	0	1	0	1	0	0	0	0	0	0	0					

SN	Ministry/ Department/ Organization	Request opening balance	Number of Requests Received	Decisions where applications for information rejected	Request Transfer	Number of times various provisions were invoked while rejecting requests																			Request disposed	Appeal opening balance	Number of Appeals Received	Decisions where appeals rejected	Decisions where appeals accepted
						Relevant Section of Act 2005 Section 8(1)										Other Sections													
						7	8	9	10	11	12	13	14	15	16	17	18	19	20 (Others)	21	22	23	24	25					
1	2	3	4	5	6	(a)	(b)	(c)	(d)	(e)	(f)	(g)	(h)	(i)	(j)	9	11	24											
24.2.43.	Rashtriya Sanskrit Sansthan	4	18	0	0	0	0	0	0	0	0	0	0	0	0	0	0	0	0	0	0	0	0	0					
24.2.49.	Aligarh Muslim University	0	853	0	0	0	0	0	0	0	0	0	0	0	0	0	0	0	0	0	853	0	0	0	0				
24.2.50.	All India Council for Technical Education (AICTE)	15	317	1	0	0	0	0	0	0	0	0	0	0	0	0	0	0	0	1	331	0	40	0	40				
24.2.51.	Assam University	0	0	0	0	0	0	0	0	0	0	0	0	0	0	0	0	0	0	0	0	0	0	0	0				
24.2.52.	Babasaheb Bhimrao Ambedkar University	0	4	0	0	0	0	0	0	0	0	0	0	0	0	0	0	0	0	0	4	0	0	0	0				
24.2.53.	Banaras Hindu University	0	231	3	0	0	2	0	0	0	0	0	0	0	0	0	0	0	0	1	0	0	0	0	0				
24.2.54.	Board of Apprenticeship Training (BOAT) (NR) Kanpur	0	0	0	0	0	0	0	0	0	0	0	0	0	0	0	0	0	0	0	0	0	0	0	0				
24.2.55.	Board of Apprenticeship Training (Southern Region)	0	0	0	0	0	0	0	0	0	0	0	0	0	0	0	0	0	0	0	0	0	0	0	0				
24.2.56.	Board of Apprenticeship Training (W R) Mumbai	0	11	3	0	0	0	1	0	0	0	0	0	0	0	2	0	0	0	0	8	0	0	0	0				
24.2.57.	Board of Practical Training Eastern Region Kolkata	0	0	0	0	0	0	0	0	0	0	0	0	0	0	0	0	0	0	0	0	0	0	0	0				
24.2.59.	I S M University, Dhanbad	0	5	0	0	0	0	0	0	0	0	0	0	0	0	0	0	0	0	0	5	0	0	0	0				
24.2.67.	Indian Institute of Science,	0	2	0	0	0	0	0	0	0	0	0	0	0	0	0	0	0	0	0	2	0	0	0	0				
24.2.68.	Indian Institute of Technology , Guwahati	0	16	0	0	0	0	0	0	0	0	0	0	0	0	0	0	0	0	0	16	0	0	0	0				
24.2.69.	Indian Institute of Technology , Madras	0	17	0	0	0	0	0	0	0	0	0	0	0	0	0	0	0	0	0	17	0	0	0	0				
24.2.70.	Indian Institute of Technology , Mumbai	0	67	5	1	0	0	0	2	0	0	0	0	0	0	3	0	0	0	0	61	2	16	11	5				
24.2.71.	Indian Institute of Technology Delhi	0	43	0	0	0	0	0	0	0	0	0	0	0	0	1	0	0	0	0	0	0	0	0	0				
24.2.73.	JAMIA MILLIA ISLAMIA	0	119	0	0	0	0	0	0	0	0	0	0	0	0	0	0	0	0	0	0	0	0	0	0				
24.2.74.	Maharshi Sandeepani Rashtriya Veda Vidya Pratishthan	0	7	0	0	0	0	0	0	0	0	0	0	0	0	0	0	0	0	0	7	0	0	0	0				
24.2.75.	Mahatma Gandhi Antarrashtriya Hindi Vishwavidyalaya	0	29	0	0	0	0	0	0	0	0	0	0	0	0	0	0	0	0	0	29	0	0	0	0				
24.2.76.	Manipur University	0	1	0	0	0	0	0	0	0	0	0	0	0	0	0	0	0	0	0	1	0	0	0	0				
24.2.77.	Mizoram University	0	0	0	0	0	0	0	0	0	0	0	0	0	0	0	0	0	0	0	0	0	0	0	0				
24.2.79.	National Commission for Minority Educational Institutions,	0	1	0	0	0	0	0	0	0	0	0	0	0	0	0	0	0	0	0	1	0	0	0	0				

SN	Ministry/ Department/ Organization	Request opening balance	Number of Requests Received	Decisions where applications for information rejected	Request Transfer	Number of times various provisions were invoked while rejecting requests																			Request disposed	Appeal opening balance	Number of Appeals Received	Decisions where appeals rejected	Decisions where appeals accepted
						Relevant Section of Act 2005 Section 8(1)										Other Sections													
						7	8	9	10	11	12	13	14	15	16	17	18	19	20	21	22	23	24	25					
1	2	3	4	5	6	(a)	(b)	(c)	(d)	(e)	(f)	(g)	(h)	(i)	(j)	9	11	24	(Others)										
24.2.86.	North Eastern Regional Institute of Science and Technology (NERIST)	0	30	0	2	0	0	0	0	0	0	0	0	0	0	0	0	0	0	0	0	0	0	0	0				
24.2.87.	Rajiv Gandhi University	1	0	0	0	0	0	0	0	0	0	0	0	0	0	0	0	0	0	0	0	0	0	0	0				
24.2.88.	Sant Longowal Institute of Engineering & Technology (SLIET)	3	29	1	1	0	0	0	0	0	0	0	0	0	0	1	0	0	0	0	30	1	1	0	2				
24.2.89.	Tezpur University	0	2	0	0	0	0	0	0	0	0	0	0	0	0	0	0	0	0	0	2	0	0	0	0				
24.2.90.	University of Hyderabad	0	36	0	0	0	0	0	0	0	0	0	0	0	0	0	0	0	0	0	36	0	0	0	0				
Department Total		71	2610	33	232	0	2	1	5	4	0	0	3	0	14	0	2	0	3	1886	3	97	14	76					
Total		71	2610	33	232	0	2	1	5	4	0	0	3	0	14	0	2	0	3	1886	3	97	14	76					
25	Ministry of Information & Broadcasting																												
25.1.1.	Ministry of Information & Broadcasting	0	1	0	0	0	0	0	0	0	0	0	0	0	0	0	0	0	0	1	0	0	0	0					
25.1.2.	Central Board of Film Certification (CBFC)	1	26	0	0	0	0	0	0	0	0	0	0	0	0	0	0	0	0	0	0	0	0	0					
25.1.3.	DG, Doordarshan	0	475	0	0	0	0	0	0	1	0	0	3	0	1	0	0	0	0	0	0	5	5	0					
25.1.4.	Directorate of Advertising and Visual Publicity	12	88	0	0	0	0	0	0	0	0	0	0	0	0	0	0	0	0	1	0	0	0	0					
25.1.5.	Directorate of Field Publicity	0	13	2	0	0	0	0	0	0	0	0	0	0	0	0	0	2	0	11	0	0	0	0					
25.1.6.	Directorate of Film Festival	0	19	0	0	0	0	0	0	0	0	0	0	0	0	0	0	0	0	0	0	0	0	0					
25.1.7.	Film and Television Institute, Pune	0	8	0	0	0	0	0	0	0	0	0	0	0	0	0	0	0	0	8	0	0	0	0					
25.1.8.	Indian Institute of Mass Communication	0	8	0	0	0	0	0	0	0	0	0	0	0	0	0	0	0	0	8	0	0	0	0					
25.1.9.	National Film Archives of India (NFAI)	0	7	0	0	0	0	0	0	0	0	0	0	0	0	0	0	0	0	7	0	0	0	0					
25.1.11.	NFDC	0	14	0	0	0	0	0	0	0	0	0	0	0	0	0	0	0	0	14	0	0	0	0					
25.1.11.	Press Information Bureau	0	32	0	0	0	0	0	0	0	0	0	0	0	0	0	0	0	0	32	0	0	0	0					
25.1.12.	Publication Division	1	17	0	1	0	0	0	0	0	0	0	0	0	0	0	0	0	0	17	0	0	0	0					
25.1.13.	Registrar of Newspapers of India	2	125	0	0	0	0	0	0	0	0	0	0	0	0	0	0	0	0	127	0	0	0	0					
25.1.14.	Satyajit Ray Film and Television Institute	0	10	0	0	0	0	0	0	0	0	0	0	0	0	0	0	0	0	10	0	0	0	0					
25.1.15.	AIR. SANGLI	0	1	0	0	0	0	0	0	0	0	0	0	0	0	0	0	0	0	1	0	0	0	0					
25.1.16	All India Radio	2	2	0	0	0	0	0	0	0	0	0	0	0	0	0	0	0	0	4	1	0	0	1					
25.1.17	All india radio (hq)	3	11	0	0	0	0	0	0	0	0	0	0	0	0	0	0	0	0	0	0	0	0	0					
25.1.18	All india radio : aurangabad	0	1	0	0	0	0	0	0	0	0	0	0	0	0	0	0	0	0	1	0	0	0	0					

SN	Ministry/ Department/ Organization	Request opening balance	Number of Requests Received	Decisions where applications for information rejected	Request Transfer	Number of times various provisions were invoked while rejecting requests																			Request disposed	Appeal opening balance	Number of Appeals Received	Decisions where appeals rejected	Decisions where appeals accepted
						Relevant Section of Act 2005 Section 8(1)										Other Sections													
						7	8	9	10	11	12	13	14	15	16	17	18	19	20										
1	2	3	4	5	6	(a)	(b)	(c)	(d)	(e)	(f)	(g)	(h)	(i)	(j)	9	11	24	(Others)	21	22	23	24	25					
25.1.19	All india radio rampur	0	0	0	0	0	0	0	0	0	0	0	0	0	0	0	0	0	0	0	0	0	0	0					
25.1.20	All india radio ratnagiri maharashtra 415612	0	0	0	0	0	0	0	0	0	0	0	0	0	0	0	0	0	0	0	0	0	0	0					
25.1.21	All india radio thiruvananthapuram	0	9	0	0	0	0	0	0	0	0	0	0	0	0	0	0	0	0	0	9	0	0	0					
25.1.22	All india radio, allahabad	0	0	0	0	0	0	0	0	0	0	0	0	0	0	0	0	0	0	0	0	0	0	0					
25.1.23	All india radio, bhagalpur	0	6	3	0	0	0	0	0	0	0	0	0	1	2	0	0	0	0	1	3	0	0	0					
25.1.24	All india radio, bhagalpur	0	6	3	0	0	0	0	0	0	0	0	0	1	2	0	0	0	0	3	3	0	0	0					
25.1.25	All india radio, calicut, kerala state	0	7	0	0	0	0	0	0	0	0	0	0	0	0	0	0	0	0	0	7	0	0	0					
25.1.26	All india radio, hyderabad	0	11	0	0	0	0	0	0	0	0	0	0	0	0	0	0	0	0	0	11	0	0	0					
25.1.27	All india radio, hyderabad	0	11	0	0	0	0	0	0	0	0	0	0	0	0	0	0	0	0	0	11	0	0	0					
25.1.28	All india radio, kadapa	0	8	0	0	0	0	0	0	0	0	0	0	0	0	0	0	0	0	8	8	0	0	0					
25.1.29	All india radio, vadodara	0	2	0	0	0	0	0	0	0	0	0	0	0	0	0	0	0	0	0	2	0	0	0					
25.1.30	All india radio, varanasi	0	13	0	0	0	0	0	0	0	0	0	0	0	0	0	0	0	0	0	13	0	0	0					
25.1.31	All india radio,mangalore	1	0	0	0	0	0	0	0	0	0	0	0	0	0	0	0	0	0	0	1	0	0	0					
25.1.32	All india radio,yavatmal(m.s)445001	0	0	0	0	0	0	0	0	0	0	0	0	0	0	0	0	0	0	0	0	0	0	0					
25.1.33	All india radio:::kolkata	0	3	0	0	0	0	0	0	0	0	0	0	0	0	0	0	0	0	0	0	0	0	0					
25.1.35	Broadcast engineering constulatants india ltd	0	0	0	0	0	0	0	0	0	0	0	0	0	0	0	0	0	0	0	0	0	0	0					
25.1.37	Films division	8	28	1	0	0	0	0	0	0	0	0	0	1	0	1	0	0	0	0	27	0	0	0					
25.1.38	IIMC	0	0	0	0	0	0	0	0	0	0	0	0	0	0	0	0	0	0	0	0	0	0	0					
25.1.39	Photo division	0	5	0	0	0	0	0	0	0	0	0	0	0	0	0	0	0	0	0	5	0	0	0					
25.1.40	Press council of india	0	33	1	0	0	0	0	0	0	0	0	0	0	0	0	0	0	0	1	0	0	0	0					
25.1.41	Reseach reference and training division	0	5	0	1	0	0	0	0	0	0	0	0	0	0	0	0	0	0	0	4	0	0	0					
25.1.42	Satyajit ray film & television institute	0	10	0	0	0	0	0	0	0	0	0	0	0	0	0	0	0	0	0	10	0	0	0					
25.1.43	Song and drama division	6	66	1	0	0	0	0	0	0	0	0	0	0	0	0	0	0	0	1	0	0	0	0					
Total		36	1081	11	2	0	0	0	0	1	0	0	6	4	2	0	2	0	14	356	1	5	5	1					
26	Ministry of Labour & Employment																												
26.1.1.	Ministry of Labour & Employment	37	399	103	39	0	0	0	0	0	0	5	0	0	2	0	0	0	96	257	5	45	0	0					
26.1.2.	Central Board for Workers Education	0	6	0	0	0	0	0	0	0	0	0	0	0	0	0	0	0	0	0	0	0	0	0					
26.1.3.	Central Government Industrial Tribunal-cum-Labour Court, Bangalore	0	0	0	0	0	0	0	0	0	0	0	0	0	0	0	0	0	0	0	0	0	0	0					

SN	Ministry/ Department/ Organization	Request opening balance	Number of Requests Received	Decisions where applications for information rejected	Request Transfer	Number of times various provisions were invoked while rejecting requests																Request disposed	Appeal opening balance	Number of Appeals Received	Decisions where appeals rejected	Decisions where appeals accepted
						Relevant Section of Act 2005 Section 8(1)										Other Sections										
1	2	3	4	5	6	7	8	9	10	11	12	13	14	15	16	17	18	19	20	21	22	23	24	25		
						(a)	(b)	(c)	(d)	(e)	(f)	(g)	(h)	(i)	(j)	9	11	24	(Others)							
26.1.4.	Central Government Industrial Tribunal-cum-Labour Court, Chandigarh	0	0	0	0	0	0	0	0	0	0	0	0	0	0	0	0	0	0	0	0	0	0	0		
26.1.5.	Central Government Industrial Tribunal-cum-Labour Court, Chennai	0	0	0	0	0	0	0	0	0	0	0	0	0	0	0	0	0	0	0	0	0	0	0		
26.1.6.	Central Government Industrial Tribunal-cum-Labour Court, Ernakulam	0	6	0	0	0	0	0	0	0	0	0	0	0	0	0	0	0	0	0	0	0	0	0		
26.1.7.	Central Government Industrial Tribunal-cum-Labour Court, Lucknow	0	1	0	0	0	0	0	0	0	0	0	0	0	0	0	0	0	0	0	0	0	0	0		
26.1.8.	Directorate General Factory Advice Service & Labour Institutes	0	57	11	0	0	0	0	0	0	0	0	0	0	0	11	0	0	0	0	0	0	0	0		
26.1.9.	Directorate General Mines Safety	0	28	0	0	0	0	0	0	0	0	0	0	0	0	0	0	0	0	0	0	0	0	0		
26.1.10.	Directorate General of Employment& Training	0	0	0	0	0	0	0	0	0	0	0	0	0	0	0	0	0	0	0	0	0	0	0		
26.1.11.	Employees Provident Fund Organisation	0	3297	430	0	0	0	0	0	26	0	2	1	2	43	1	8	0	347	0	0	0	0	0		
26.1.12.	Employees State Insurance Corporation	0	840	28	0	0	0	0	0	0	2	0	0	1	1	0	0	24	0	0	0	0	0	0		
26.1.13.	Labour Bureau	0	0	0	0	0	0	0	0	0	0	0	0	0	0	0	0	0	0	0	0	0	0	0		
26.1.14.	Office of the Chief Labour Commissioner (Central)	0	122	0	0	0	0	0	0	0	0	0	0	0	0	0	0	0	0	0	0	0	0	0		
26.1.15.	Office of the Welfare Commissioner, Ajmer	0	10	1	0	0	0	0	0	0	0	0	0	1	0	0	0	0	0	0	0	0	0	0		
26.1.16.	Office of The Welfare Commissioner, Allahabad	0	0	0	0	0	0	0	0	0	0	0	0	0	0	0	0	0	0	0	0	0	0	0		
26.1.17.	Office of the Welfare Commissioner, Bangalore	0	0	0	0	0	0	0	0	0	0	0	0	0	0	0	0	0	0	0	0	0	0	0		
26.1.18.	Office of the Welfare Commissioner, Bhubaneswar	0	0	0	0	0	0	0	0	0	0	0	0	0	0	0	0	0	0	0	0	0	0	0		
26.1.19.	Office of The Welfare Commissioner, Hyderabad	0	0	0	0	0	0	0	0	0	0	0	0	0	0	0	0	0	0	0	0	0	0	0		
26.1.20.	Office of the Welfare Commissioner, Jabalpur	0	11	0	0	0	0	0	0	0	0	0	0	0	0	0	0	0	0	0	0	0	0	0		

SN	Ministry/ Department/ Organization	Request opening balance	Number of Requests Received	Decisions where applications for information rejected	Request Transfer	Number of times various provisions were invoked while rejecting requests																Request disposed	Appeal opening balance	Number of Appeals Received	Decisions where appeals rejected	Decisions where appeals accepted
						Relevant Section of Act 2005 Section 8(1)										Other Sections										
1	2	3	4	5	6	7	8	9	10	11	12	13	14	15	16	17	18	19	20	21	22	23	24	25		
						(a)	(b)	(c)	(d)	(e)	(f)	(g)	(h)	(i)	(j)	9	11	24	(Others)							
26.1.21.	Office of the Welfare Commissioner, Koderma	0	0	0	0	0	0	0	0	0	0	0	0	0	0	0	0	0	0	0	0	0	0	0		
26.1.22.	Office of the Welfare Commissioner, Kolkata	0	0	0	0	0	0	0	0	0	0	0	0	0	0	0	0	0	0	0	0	0	0	0		
26.1.23.	Office of The Welfare Commissioner, Nagpur	0	3	0	0	0	0	0	0	0	0	0	0	0	0	0	0	0	0	0	0	0	0	0		
26.1.24.	V.V. Giri National Labour Institute	0	0	0	0	0	0	0	0	0	0	0	0	0	0	0	0	0	0	0	0	0	0	0		
26.1.23.	CGIT, Hyderabad	0	0	0	0	0	0	0	0	0	0	0	0	0	0	0	0	0	0	0	0	0	0	0		
26.1.24.	CGIT, Mumbai	0	0	0	0	0	0	0	0	0	0	0	0	0	0	0	0	0	0	0	0	0	0	0		
26.1.25.	M/O Labour & Employment Main Secretariate	37	399	103	39	0	0	0	0	0	0	5	0	0	2	0	0	0	96	257	5	45	0	0		
26.1.26.	Office of Dy. CLC(C), Bangalore	0	7	0	0	0	0	0	0	0	0	0	0	0	0	0	0	0	0	0	0	0	0	0		
26.1.27.	Office of the DY. CLC(C), Chennai	0	4	0	0	0	0	0	0	0	0	0	0	0	0	0	0	0	0	0	0	0	0	0		
26.1.28.	Office of the DY. CLC(C), Jabalpur	0	8	0	0	0	0	0	0	0	0	0	0	0	0	0	0	0	0	0	0	0	0	0		
26.1.29.	Office of the Dy. CLC(C), Kanpur	0	6	2	0	0	0	0	0	0	0	0	0	0	0	0	0	0	2	0	0	0	0	0		
26.1.30.	Office of the DY. CLC(C), Mumbai	0	14	4	0	0	0	0	0	0	0	0	0	0	0	0	0	0	4	0	0	0	0	0		
26.1.31.	Office of the Dy.CLC(C), Chandigarh	0	8	0	0	0	0	0	0	0	0	0	0	0	0	0	0	0	0	0	0	0	0	0		
26.1.32.	Office of the RLC(C) Ahmedabad	0	11	0	0	0	0	0	0	0	0	0	0	0	0	0	0	0	0	0	0	0	0	0		
26.1.33.	Office of the RLC(C), Asansole, Bardhman	0	0	0	0	0	0	0	0	0	0	0	0	0	0	0	0	0	0	0	0	0	0	0		
26.1.34.	Office of the RLC(C), Bhopal	0	0	0	0	0	0	0	0	0	0	0	0	0	0	0	0	0	0	0	0	0	0	0		
26.1.35.	Office of the RLC(C), Nagpur	0	5	0	0	0	0	0	0	0	0	0	0	0	0	0	0	0	0	0	0	0	0	0		
26.1.36.	Office of the RLC(C), Patna	0	0	0	0	0	0	0	0	0	0	0	0	0	0	0	0	0	0	0	0	0	0	0		
26.1.37.	Office of the RLC(C), Ranchi	0	0	0	0	0	0	0	0	0	0	0	0	0	0	0	0	0	0	0	0	0	0	0		
Total		74	5242	682	78	0	0	0	0	26	2	12	2	3	59	1	8	24	545	514	10	90	0	0		
27	Ministry of Law & Justice																									
27.1.1.	Department of Justice	0	0	0	0	0	0	0	0	0	0	0	0	0	0	0	0	0	0	0	0	0	0	0		
Department Total		0	0	0	0	0	0	0	0	0	0	0	0	0	0	0	0	0	0	0	0	0	0	0		
27.2.1.	Department of Legal Affairs	69	505	4	79	0	0	0	2	2	0	0	0	2	2	0	0	0	0	422	4	43	33	10		
Department Total		69	505	4	79	0	0	0	2	2	0	0	0	2	2	0	0	0	0	422	4	43	33	10		
27.3.1.	Legislative Department	0	125	0	0	0	0	0	0	0	0	0	0	0	0	0	0	0	0	0	0	0	0	0		

SN	Ministry/ Department/ Organization	Request opening balance	Number of Requests Received	Decisions where applications for information rejected	Request Transfer	Number of times various provisions were invoked while rejecting requests																Request disposed	Appeal opening balance	Number of Appeals Received	Decisions where appeals rejected	Decisions where appeals accepted
						Relevant Section of Act 2005 Section 8(1)										Other Sections										
1	2	3	4	5	6	7	8	9	10	11	12	13	14	15	16	17	18	19	20	21	22	23	24	25		
						(a)	(b)	(c)	(d)	(e)	(f)	(g)	(h)	(i)	(j)	9	11	24	(Others)							
Department Total		0	125	0	0	0	0	0	0	0	0	0	0	0	0	0	0	0	0	0	0	0	0	0		
Total		69	630	4	79	0	0	0	0	2	2	0	0	0	2	2	0	0	0	0	422	4	43	33	10	
28	Ministry of Mines																									
28.1.1.	Ministry of Mines	0	209	5	46	1	0	0	0	2	0	1	1	1	1	1	0	0	0	0	41	0	20	1	16	
28.1.2.	Geological Survey of India	0	162	0	0	0	0	0	0	0	0	0	0	0	0	0	0	0	0	0	0	0	0	0		
28.1.4.	Indian Bureau of Mines	13	114	16	0	0	0	0	0	6	0	0	1	0	0	4	0	3	0	2	98	11	16	13	14	
28.1.6.	Jawaharlal Nehru Aluminium Research Development & Design Centre.	0	2	0	0	0	0	0	0	0	0	0	0	0	0	0	0	0	0	0	2	0	0	0	0	
28.1.7.	Mineral Exploration Corporation Ltd.	0	22	0	0	0	0	0	0	0	0	0	0	0	0	0	0	0	0	0	0	0	0	0		
28.1.8.	National Aluminium Company Ltd.	0	83	2	0	0	2	0	2	0	0	0	0	0	0	4	0	0	0	0	67	0	0	0	0	
28.1.9	National Institute of Miners' Health	0	12	0	0	0	0	0	0	0	0	0	0	0	0	0	0	0	0	0	12	0	0	0	0	
28.1.10	Hindustan Copper Ltd.	0	24	9	0	0	0	0	0	4	0	0	0	0	0	0	0	0	0	5	15	0	4	4	0	
28.1.11	National Institute of Rock Mechanics	0	7	0	0	1	0	0	1	0	0	0	0	0	0	0	0	0	0	0	0	0	0	0	0	
Total		13	635	32	46	2	2	0	15	0	1	2	1	1	9	0	3	0	7	220	11	36	14	30		
29	Ministry of New & Renewable Energy																									
29.1.1	Ministry of New & Renewable Energy	0	49	1	0	0	0	0	0	0	0	0	0	0	0	0	1	0	0	48	0	1	1	0		
29.1.2	Indian Renewable Energy Development Agency	0	12	11	0	0	0	0	7	0	0	0	6	0	1	0	0	0	3	1	0	2	2	0		
29.1.3	Center for Wind Energy Technology	0	2	0	0	0	0	0	0	0	0	0	0	0	0	0	0	0	0	2	0	0	0	0		
Total		0	63	12	0	0	0	0	7	0	0	0	6	0	1	0	1	0	3	51	0	3	3	0		
30	Ministry of Earth Sciences																									
30.1.1.	Ministry of Earth Sciences	0	35	0	3	0	0	0	0	0	0	0	0	0	0	0	0	0	0	32	0	0	0	0		
30.1.2.	Centre for Marine Living Resources& Ecology	0	0	0	0	0	0	0	0	0	0	0	0	0	0	0	0	0	0	0	0	0	0	0		
30.1.3.	Indian National Centre for Ocean Information Services	0	3	0	0	0	0	0	0	0	0	0	0	0	0	0	0	0	0	0	0	0	0	0		
30.1.4.	Integrated Coastal and Marine Area Management (ICMAM) Project Directorate	0	3	0	0	0	0	0	0	0	0	0	0	0	0	0	0	0	0	0	0	0	0	0		

SN	Ministry/ Department/ Organization	Request opening balance	Number of Requests Received	Decisions where applications for information rejected	Request Transfer	Number of times various provisions were invoked while rejecting requests																Request disposed	Appeal opening balance	Number of Appeals Received	Decisions where appeals rejected	Decisions where appeals accepted
						Relevant Section of Act 2005 Section 8(1)										Other Sections										
1	2	3	4	5	6	7	8	9	10	11	12	13	14	15	16	17	18	19	20 (Others)	21	22	23	24	25		
						(a)	(b)	(c)	(d)	(e)	(f)	(g)	(h)	(i)	(j)	9	11	24								
30.1.5.	National Centre for Antarctic & Ocean Research	0	2	0	0	0	0	0	0	0	0	0	0	0	0	0	0	0	0	2	0	0	0	0		
30.1.6.	National Institute of Ocean Technology	0	4	1	0	0	1	0	0	0	0	0	0	0	0	0	0	0	0	3	0	0	0	0		
Total		0	47	1	3	0	1	0	0	0	0	0	0	0	0	0	0	0	0	37	0	0	0	0		
31	Ministry of Overseas Indian Affairs																									
31.1.1.	Ministry of Overseas Indian Affairs	0	45	2	5	0	0	0	0	0	0	0	0	2	0	0	0	0	0	38	0	2	1	1		
Total		0	45	2	5	0	0	0	0	0	0	0	0	2	0	0	0	0	0	38	0	2	1	1		
32	Ministry of Panchayati Raj																									
32.1.1.	Ministry of Panchayati Raj	0	10	0	3	0	0	0	0	0	0	0	0	0	0	0	0	0	0	7	0	0	0	0		
Total		0	10	0	3	0	0	0	0	0	0	0	0	0	0	0	0	0	0	7	0	0	0	0		
33	Ministry of Parliamentary Affairs																									
33.1.1.	Ministry of Parliamentary Affairs	0	63	0	0	0	0	0	0	0	0	0	0	0	0	0	0	0	0	63	0	3	0	3		
Total		0	63	0	0	0	0	0	0	0	0	0	0	0	0	0	0	0	0	63	0	3	0	3		
34	Ministry of Personnel, Public Grievances & Pensions																									
34.1.1.	Department of Administrative Reforms & PG	0	121	0	27	0	0	0	0	0	0	0	0	0	0	0	0	0	0	94	0	0	0	0		
Department Total		0	121	0	27	0	0	0	0	0	0	0	0	0	0	0	0	0	0	94	0	0	0	0		
34.2.1.	Department of Pensions & Pensioners Welfare	0	115	0	45	0	0	0	0	0	0	0	0	0	0	0	0	0	0	70	0	5	0	2		
Department Total		0	115	0	45	0	0	0	0	0	0	0	0	0	0	0	0	0	0	70	0	5	0	2		
34.3.1.	Department of Personnel & Training	10	1387	76	214	0	0	0	0	0	0	0	0	17	7	0	0	0	58	1107	1	106	15	44		
34.3.2.	CAT	0	25	2	2	0	0	0	0	0	0	0	0	0	1	0	0	0	2	21	0	2	1	1		
34.3.3.	CBI	62	1071	265	0	3	3	0	0	6	3	31	140	2	19	1	0	0	57	868	0	0	0	0		
34.3.4.	Central Information Commission	0	452	2	87	0	0	2	0	0	0	0	0	0	0	0	0	0	0	363	0	19	8	11		
34.3.5.	Central Vigilance Commission	4	719	80	136	0	0	0	0	3	0	4	56	0	3	0	0	0	14	443	2	151	133	1		
34.3.6.	ISTM	0	1	0	0	0	0	0	0	0	0	0	0	0	0	0	0	0	0	1	0	0	0	0		
34.3.7.	LBSNAA	0	6	0	0	0	0	0	0	0	0	0	0	0	0	0	0	0	0	6	0	0	0	0		
34.3.8.	Staff Selection Commission	0	407	13	0	0	0	0	0	0	0	0	0	0	0	0	0	0	13	0	0	8	0	3		
34.3.9.	Union Public Service Commission	25	1362	652	67	1	2	0	440	13	0	0	0	5	18	1	2	0	339	646	1	203	169	34		
Department Total		101	5430	1090	506	4	5	2	440	22	3	35	196	24	48	2	2	0	483	3455	4	489	326	94		

SN	Ministry/ Department/ Organization	Request opening balance	Number of Requests Received	Decisions where applications for information rejected	Request Transfer	Number of times various provisions were invoked while rejecting requests																			Request disposed	Appeal opening balance	Number of Appeals Received	Decisions where appeals rejected	Decisions where appeals accepted
						Relevant Section of Act 2005 Section 8(1)										Other Sections													
						7	8	9	10	11	12	13	14	15	16	17	18	19	20	21	22	23	24	25					
1	2	3	4	5	6	(a)	(b)	(c)	(d)	(e)	(f)	(g)	(h)	(i)	(j)	9	11	24	(Others)										
Total		101	5666	1090	578	4	5	2	440	22	3	35	196	24	48	2	2	0	483	3619	4	494	326	96					
35	Ministry of Petroleum & Natural Gas																												
35.1.1.	Ministry of Petroleum & Natural Gas	6	450	23	173	0	2	0	11	0	0	2	5	1	2	0	0	0	0	260	0	41	0	41					
35.1.2.	Balmer Lawrie & Co. Ltd., 21 Netaji Subhash Road, Kolkata-700001	0	16	10	0	0	0	0	8	9	0	0	0	0	2	0	0	0	0	6	0	0	0	0					
35.1.3.	Bharat Petroleum Corporation Limited (BPCL)	1	644	139	2	0	0	0	39	13	0	0	0	0	39	0	0	0	48	450	0	115	78	37					
35.1.4.	Biecco Lawrie Limited	0	10	1	0	0	0	0	1	0	0	0	0	0	0	0	0	0	0	9	0	0	0	0					
35.1.5.	Bongaigaon Refinery & Petrochemicals Ltd. (BRPL)	0	21	1	0	0	0	0	0	0	0	0	0	0	0	0	0	0	1	20	0	1	0	1					
35.1.7.	Chennai Petroleum Corporation Limited (CPCL)	0	29	1	0	0	0	0	1	0	0	0	0	0	0	0	0	0	0	28	0	4	0	4					
35.1.8.	Directorate General of Hydrocarbons	0	12	1	1	0	0	0	1	0	0	0	0	0	0	0	0	0	0	10	1	0	1	0					
35.1.9.	Engineers India Limited (EIL)	1	46	6	4	0	0	0	0	0	0	0	0	0	4	0	0	0	2	36	0	5	5	0					
35.1.10.	GAIL (India) Limited	99	262	54	0	0	0	0	2	0	0	0	6	0	7	6	0	0	33	307	0	86	6	80					
35.1.11.	Hindustan Petroleum Corporation Limited (HPCL)	5	640	64	0	0	0	0	71	7	0	0	4	0	6	0	0	0	6	572	0	100	30	70					
35.1.12.	Indian Oil Corporation Limited (IOCL)	49	1252	278	7	0	0	1	99	23	0	20	33	15	39	0	0	0	89	809	9	235	140	67					
35.1.13.	Indo Burma Petroleum Corporation Ltd. (IBP)	7	229	18	0	0	0	0	0	2	0	1	6	0	4	0	1	0	4	218	0	12	1	11					
35.1.15.	Mangalore Refinery & Petrochemicals Limited (MRPL)	0	15	2	0	0	0	0	0	0	0	0	0	0	0	0	0	0	2	13	0	0	0	0					
35.1.16.	Numaligarh Refinery Limited (NRL)	9	28	2	0	0	0	0	0	0	0	0	0	0	2	0	0	0	0	26	0	0	0	0					
35.1.17.	Oil & Natural Gas Corporation Limited (ONGC)	29	199	62	1	0	0	0	12	0	0	1	4	2	12	0	1	0	30	136	0	50	21	19					
35.1.18.	Oil India Limited (OIL)	0	41	0	0	0	0	0	0	0	0	0	0	0	0	0	0	0	0	41	0	9	0	9					
35.1.19.	Oil Industry Development Board(OIDB)	0	14	0	0	0	0	0	0	0	0	0	0	0	0	0	0	0	0	14	0	0	0	0					
35.1.20.	Oil Industry Safety Directorate(OISD)	0	8	0	0	0	0	0	0	0	0	0	0	0	0	0	0	0	0	8	0	0	0	0					
35.1.21.	ONGC Videsh Limited (OVL)	0	12	2	0	0	0	0	0	0	0	0	0	0	0	0	0	0	2	10	0	0	0	0					
35.1.22.	Petroleum Conservation & Research Association (PCRA)	0	12	0	0	0	0	0	0	0	0	0	0	0	0	0	0	0	0	12	0	0	0	0					

SN	Ministry/ Department/ Organization	Request opening balance	Number of Requests Received	Decisions where applications for information rejected	Request Transfer	Number of times various provisions were invoked while rejecting requests																Request disposed	Appeal opening balance	Number of Appeals Received	Decisions where appeals rejected	Decisions where appeals accepted
						Relevant Section of Act 2005 Section 8(1)										Other Sections										
1	2	3	4	5	6	7	8	9	10	11	12	13	14	15	16	17	18	19	20	21	22	23	24	25		
						(a)	(b)	(c)	(d)	(e)	(f)	(g)	(h)	(i)	(j)	9	11	24	(Others)							
35.1.23.	Petroleum Planning & Analysis Cell(PPAC)	0	63	3	2	0	0	0	0	0	0	0	0	0	0	0	0	0	0	3	58	0	0	0	0	
Total		206	4003	667	190	0	2	1	245	54	0	24	58	18	117	6	2	0	220	3043	10	658	282	339		
36	Ministry of Power																									
36.1.1.	Ministry of Power	0	171	0	32	0	0	0	0	0	0	0	0	0	0	0	0	0	0	16	0	16	0	16		
36.1.2.	Bhakra Beas Management Board	0	102	0	0	0	0	0	0	0	0	0	0	0	0	0	0	0	0	102	0	0	0	0		
36.1.3.	Bureau of Energy Efficiency	0	8	0	0	0	0	0	0	0	0	0	0	0	0	0	0	0	0	8	0	0	0	0		
36.1.4.	Central Electricity Authority	0	53	7	0	0	0	0	0	0	2	0	1	0	3	3	1	2	0	3	46	0	15	0	15	
36.1.5.	Central Power Research Institute	0	7	1	0	0	0	0	0	0	0	0	0	0	0	0	0	0	0	6	0	0	0	0		
36.1.6.	Damodar Valley Corporation	0	48	0	0	0	0	0	0	0	0	0	0	0	0	0	0	0	0	48	0	0	0	0		
36.1.7.	National Hydroelectric Power Corporation	0	157	0	0	0	0	0	0	2	10	1	0	1	0	3	0	1	0	142	0	15	15	0		
36.1.8.	National Power Training Institute	0	6	0	0	0	0	0	0	0	0	0	0	0	0	0	0	0	0	6	0	6	0	6		
36.1.9.	National Thermal Power Corporation	0	342	73	0	5	0	0	15	7	0	1	3	0	34	0	0	0	0	269	0	149	29	120		
36.1.10.	North Eastern Electric Power Corporation	0	15	0	0	0	0	0	0	0	0	0	0	0	0	0	0	0	0	15	0	0	0	0		
36.1.11.	Power Grid Corporation of India Ltd.	0	79	8	0	0	0	0	4	0	0	0	0	0	0	0	0	0	0	71	0	26	8	18		
36.1.12.	Rural Electrification Corporation Ltd.	0	52	0	0	0	0	0	0	0	0	0	0	0	0	0	0	0	0	52	0	14	0	14		
36.1.13.	Sutlej Jal Vidyut Nigam (NJPC)	0	13	1	0	0	0	0	0	0	0	0	0	1	0	1	0	0	0	12	0	4	1	3		
36.1.14.	Tehri Hydro Development Corporation	0	54	7	0	0	0	0	0	4	0	0	0	0	0	0	0	0	0	47	0	5	0	5		
36.1.15.	Power Finance Corporation Ltd.	0	52	6	0	0	0	0	4	0	0	0	0	0	0	0	0	0	0	46	0	0	0	0		
36.1.16.	Appellate Tribunal for Electricity	0	2	0	0	0	0	0	0	0	0	0	0	0	0	0	0	0	0	2	0	1	1	0		
Total		0	1161	103	32	5	0	0	25	23	1	2	5	3	41	1	3	0	23	888	0	251	54	197		
37	Ministry of Railways																									
37.1.1.	Ministry of Railways	348	11400	506	593	4	5	0	30	51	17	54	30	11	106	0	10	0	188	10301	0	992	0	992		
37.1.2.	Centre for Railway Information System (CRIS)	0	4	0	1	0	0	0	0	0	0	0	0	0	0	0	0	0	0	3	0	0	0	0		
37.1.3.	Container Corporation of India Ltd.	0	96	1	0	0	0	0	0	0	0	0	0	0	1	0	0	0	0	95	0	10	0	10		
37.1.4.	Indian Railway Catering & Tourism Corporation Ltd.	0	71	0	3	0	0	0	0	0	0	0	0	0	0	0	0	0	0	68	0	0	0	0		
37.1.5.	Indian Railway Finance Corporation Ltd.	0	0	0	0	0	0	0	0	0	0	0	0	0	0	0	0	0	0	0	0	0	0	0		

SN	Ministry/ Department/ Organization	Request opening balance	Number of Requests Received	Decisions where applications for information rejected	Request Transfer	Number of times various provisions were invoked while rejecting requests																			Request disposed	Appeal opening balance	Number of Appeals Received	Decisions where appeals rejected	Decisions where appeals accepted
						Relevant Section of Act 2005 Section 8(1)										Other Sections													
						7	8	9	10	11	12	13	14	15	16	17	18	19	20 (Others)	21	22	23	24	25					
1	2	3	4	5	6	(a)	(b)	(c)	(d)	(e)	(f)	(g)	(h)	(i)	(j)	9	11	24											
37.1.6.	IRCON International Limited	0	22	0	1	0	0	0	0	0	0	0	0	0	0	0	0	0	0	0	21	0	2	0	2				
37.1.7.	Konkan Railway	0	160	0	0	0	0	0	0	0	0	0	0	0	0	0	0	0	0	0	160	0	41	0	41				
37.1.8.	Mumbai Railway Vikas Corporation Ltd.	0	6	0	1	0	0	0	0	0	0	0	0	0	0	0	0	0	0	0	5	0	0	0	0				
37.1.9.	Rail India Technical & Economics Services	2	32	5	1	0	0	0	2	2	0	1	0	0	0	0	0	0	0	0	26	0	9	0	9				
37.1.10.	Rail TEL Corporation of India Ltd.	0	0	0	0	0	0	0	0	0	0	0	0	0	0	0	0	0	0	0	0	0	0	0	0				
37.1.11.	Rail Vikas Nigam Ltd.	0	6	0	0	0	0	0	0	0	0	0	0	0	0	0	0	0	0	0	6	0	0	0	0				
37.1.12.	Central Railway	0	0	0	0	0	0	0	0	0	0	0	0	0	0	0	0	0	0	0	0	0	0	0	0				
Total		350	11797	512	600	4	5	0	32	53	17	55	30	11	107	0	10	0	188	10685	0	1054	0	1054					
38	Ministry of Rural Development																												
38.1.1	Department of Drinking Water Supply	0	6	0	0	0	0	0	0	0	0	0	0	0	0	0	0	0	0	6	0	0	0	0	0				
38.1.2	CAPART	0	42	20	0	0	0	0	0	7	0	0	5	1	7	0	0	0	0	22	0	6	6	0	0				
38.1.4	NIRD	6	57	1	0	0	0	0	0	0	0	0	1	0	0	0	0	0	0	62	0	19	0	19					
Department Total		6	105	21	0	0	0	0	0	7	0	0	6	1	7	0	0	0	0	90	0	25	6	19					
38.2.1.	Department of Land Resources	0	2	0	0	0	0	0	0	0	0	0	0	0	0	0	0	0	0	2	0	0	0	0	0				
Department Total		0	2	0	0	0	0	0	0	0	0	0	0	0	0	0	0	0	0	2	0	0	0	0	0				
38.3.1	Department of Rural Development	0	50	0	1	0	0	0	0	0	0	0	0	0	0	0	0	0	0	49	0	4	0	4					
38.3.2	Department of Land Resources	0	22	0	0	0	0	0	0	0	0	0	0	0	0	0	0	0	0	22	0	0	0	0	0				
Department Total		0	72	0	1	0	0	0	0	0	0	0	0	0	0	0	0	0	0	71	0	4	0	4					
Total		6	179	21	1	0	0	0	0	7	0	0	6	1	7	0	0	0	0	163	0	29	6	23					
39	Ministry of Science & Technology																												
39.1.1.	Department of Bio-Technology	2	28	0	1	0	0	0	1	0	0	0	0	0	0	0	0	0	0	27	1	7	0	7					
39.1.2.	Bharat Immunologicals & Biologicals Corp. Ltd. (BIBCOL)	0	2	0	0	0	0	0	0	0	0	0	0	0	0	0	0	0	0	0	0	0	0	0	0				
39.1.3.	Centre for DNA Fingerprinting & Diagnostics (CDFD)	1	7	2	0	0	0	0	0	0	0	1	0	0	1	0	0	0	0	6	0	0	0	0	0				
39.1.4.	Indian Vaccines Corporation Limited(IVCOL)	0	0	0	0	0	0	0	0	0	0	0	0	0	0	0	0	0	0	0	0	0	0	0	0				
39.1.5.	Institute of Bioresources & Sustainable Development (IBSD)	0	0	0	0	0	0	0	0	0	0	0	0	0	0	0	0	0	0	0	0	0	0	0	0				
39.1.6.	Institute of Life Sciences (ILS)	0	1	0	0	0	0	0	0	0	0	0	0	0	0	0	0	0	0	0	0	0	0	0	0				

SN	Ministry/ Department/ Organization	Request opening balance	Number of Requests Received	Decisions where applications for information rejected	Request Transfer	Number of times various provisions were invoked while rejecting requests																			Request disposed	Appeal opening balance	Number of Appeals Received	Decisions where appeals rejected	Decisions where appeals accepted
						Relevant Section of Act 2005 Section 8(1)										Other Sections													
						7	8	9	10	11	12	13	14	15	16	17	18	19	20 (Others)	21	22	23	24	25					
1	2	3	4	5	6	(a)	(b)	(c)	(d)	(e)	(f)	(g)	(h)	(i)	(j)	9	11	24											
39.1.7.	National Brain Research Centre(NBRC)	2	3	0	0	0	0	0	0	0	0	0	0	0	0	0	0	0	0	0	5	0	1	0	1				
39.1.8.	National Centre for Cell Science(NCCS)	0	1	0	0	0	0	0	0	0	0	0	0	0	0	0	0	0	0	0	0	0	0	0					
39.1.9	National Centre for Plant Genome Research (NCPGR)	0	0	0	0	0	0	0	0	0	0	0	0	0	0	0	0	0	0	0	0	0	0	0					
39.1.10	National Atlas & Thematic Mapping Organisation	3	0	0	0	0	0	0	0	0	0	0	0	0	0	0	0	0	0	0	3	0	0	0	0				
39.1.11	National Institute of Immunology (NII)	0	10	1	0	0	0	0	0	0	0	0	0	0	0	1	0	0	0	0	9	0	0	0	0				
Department Total		8	52	3	1	0	0	0	1	0	0	1	0	0	2	0	0	0	0	50	1	8	0	8					
39.2.1	Department of Science & Technology	0	99	1	3	0	0	0	0	0	0	0	0	0	1	0	0	0	2	95	0	12	6	6					
39.2.2	Aghakar Research Institute	4	0	0	0	0	0	0	0	0	0	0	0	0	0	0	0	0	0	4	0	0	0	0					
39.2.3	International Advanced Research Centre for Powder Metallurgy	0	2	0	0	0	0	0	0	0	0	0	0	0	0	0	0	0	0	2	0	0	0	0					
39.2.4	Indian Institute of Astro Physics	0	5	0	0	0	0	0	0	0	0	0	0	0	0	0	0	0	0	5	0	1	0	1					
39.2.5	Birbal Sahni Institute of Palaeobotany	4	21	6	0	1	1	0	0	0	0	0	1	0	0	0	0	0	3	19	2	7	7	2					
39.2.6	National Accreditation Board for Testing and Calibration Laboratories	0	3	1	0	0	0	0	0	0	0	0	0	0	0	0	1	0	0	2	0	0	0	0					
39.2.7	Vigyan Prasar	0	1	0	0	0	0	0	0	0	0	0	0	0	0	0	0	0	0	1	0	1	1	0					
39.2.8	Indian Academy of Sciences	0	0	0	0	0	0	0	0	0	0	0	0	0	0	0	0	0	0	0	0	0	0	0					
39.2.9	Indian Association for the cultivation of Science	0	0	0	0	0	0	0	0	0	0	0	0	0	0	0	0	0	0	0	0	0	0	0					
39.2.10	Centre for Liquid Crystal research	0	0	0	0	0	0	0	0	0	0	0	0	0	0	0	0	0	0	0	0	0	0	0					
39.2.11	Aryabhata Research Institute of Observational Sciences	0	0	0	0	0	0	0	0	0	0	0	0	0	0	0	0	0	0	0	0	0	0	0					
39.2.12	Indian Science Congress Association	0	0	0	0	0	0	0	0	0	0	0	0	0	0	0	0	0	0	0	0	0	0	0					
39.2.13	Technology Information, Forecasting and Assessment Council	4	10	0	0	0	0	0	0	0	0	0	0	0	0	0	0	0	0	14	0	1	0	1					
39.2.14	Shree Chitra Triunal Institute for Medical Sciences and Technology	0	16	0	0	0	0	0	0	0	0	0	0	0	0	0	0	0	0	16	0	0	0	0					
39.2.15	Wadia Institute of Himalayan Geology	0	7	1	0	0	0	0	0	0	0	0	0	0	0	0	0	0	1	6	0	9	6	3					
39.2.16	Bose Institute	0	0	0	0	0	0	0	0	0	0	0	0	0	0	0	0	0	0	0	0	0	0	0					
39.2.17	Indian National Academy of Engg.	0	0	0	0	0	0	0	0	0	0	0	0	0	0	0	0	0	0	0	0	0	0	0					

SN	Ministry/ Department/ Organization	Request opening balance	Number of Requests Received	Decisions where applications for information rejected	Request Transfer	Number of times various provisions were invoked while rejecting requests															Request disposed	Appeal opening balance	Number of Appeals Received	Decisions where appeals rejected	Decisions where appeals accepted
						Relevant Section of Act 2005 Section 8(1)										Other Sections									
1	2	3	4	5	6	7	8	9	10	11	12	13	14	15	16	17	18	19	20	21	22	23	24	25	
						(a)	(b)	(c)	(d)	(e)	(f)	(g)	(h)	(i)	(j)	9	11	24	(Others)						
39.2.18	National Academy of Sciences	0	0	0	0	0	0	0	0	0	0	0	0	0	0	0	0	0	0	0	0	0	0	0	
39.2.19	S.N. Bose National Centre for Basic Sciences	0	0	0	0	0	0	0	0	0	0	0	0	0	0	0	0	0	0	0	0	0	0	0	
39.2.20	Raman Research Institute	0	1	0	0	0	0	0	0	0	0	0	0	0	0	0	0	0	0	0	1	0	0	0	
39.2.21	Indian Institute of Geomagnetism	0	2	0	0	0	0	0	0	0	0	0	0	0	0	0	0	0	0	0	2	0	0	0	
39.2.22	Jawahar Lal Nehru Centre for Advanced Scientific Research	0	0	0	0	0	0	0	0	0	0	0	0	0	0	0	0	0	0	0	0	0	0	0	
39.2.23	Technology Development Board	0	3	0	0	0	0	0	0	0	0	0	0	0	0	0	0	0	0	0	3	0	0	0	
39.2.24	Indian National Science Academy	0	6	1	0	0	0	0	0	0	0	0	0	0	0	0	0	0	0	1	5	0	0	0	
39.2.25	Survey of India	6	170	5	0	0	0	0	0	0	2	0	0	0	0	3	0	0	0	0	171	1	50	5	46
Department Total		18	346	15	3	1	1	0	0	2	0	0	1	0	4	0	1	0	7	346	3	81	25	59	
39.3.1.	Department of Scientific & Industrial Research	2	2	0	0	0	0	0	0	0	0	0	0	0	0	0	0	0	0	0	0	0	0	0	
39.3.2.	CBRI, Roorkee	11	10	0	0	0	0	0	0	0	0	0	0	0	0	0	0	0	0	0	0	0	0	0	
39.3.3.	CCMB, Hyderabad	0	2	0	0	0	0	0	0	0	0	0	0	0	0	0	0	0	0	2	0	0	0	0	
39.3.4.	CDRI, Lucknow	0	44	2	0	0	0	0	0	0	0	0	0	2	0	0	0	0	0	0	0	0	0	0	
39.3.5.	CECRI, Karaikudi	3	12	0	0	0	0	0	0	0	3	0	0	0	0	3	0	0	0	0	12	1	0	0	
39.3.6.	CEERI, Pilani	0	7	0	0	0	0	0	0	0	0	0	0	0	0	0	0	0	0	7	0	0	0	0	
39.3.7.	Central Electronics Limited	0	5	0	0	0	0	0	0	0	0	0	0	0	0	0	0	0	0	5	0	3	0	3	
39.3.8.	CFRI, Dhanbad	4	18	0	0	0	0	0	0	0	0	0	0	0	0	0	0	0	0	18	0	0	0	0	
39.3.9.	CFTRI, Mysore	0	35	34	0	0	0	0	0	0	1	0	0	0	0	2	0	0	0	31	0	0	14	14	
39.3.10.	CGCRI, Calcutta	0	0	0	0	1	1	0	0	0	0	0	0	0	0	0	0	0	0	0	0	0	0	0	
39.3.11.	CIMAP, Lucknow	24	81	2	0	1	0	0	1	0	0	0	0	0	0	1	0	0	0	79	0	15	0	15	
39.3.12.	CLRI, Chennai	2	56	1	2	0	0	0	0	0	0	0	0	0	0	0	0	0	0	53	0	0	0	0	
39.3.13.	CMERI, Durgapur	0	12	0	0	0	0	0	0	0	0	0	0	0	0	0	0	0	0	12	5	0	0	5	
39.3.14.	CMRI, Dhanbad	25	41	3	25	0	0	0	0	2	0	0	1	0	0	0	0	0	0	38	2	13	3	10	
39.3.15.	Consultancy Development Centre	0	0	0	0	0	0	0	0	0	0	0	0	0	0	0	0	0	0	0	0	0	0	0	
39.3.16.	CRRI, New Delhi	3	50	0	0	0	0	0	0	0	0	0	1	0	0	0	0	0	0	0	0	6	1	5	
39.3.17.	CSIO, Chandigarh	0	37	0	0	0	0	0	0	0	0	0	0	0	0	0	0	0	0	37	0	14	0	14	
39.3.18.	CSIR Headquarters, New Delhi	53	302	0	20	1	0	0	5	10	0	1	11	0	8	0	0	0	0	0	0	115	0	115	
39.3.19.	CSIR Madras Cx, Chennai	0	6	1	0	0	0	0	0	0	0	0	0	0	1	0	0	0	0	5	0	0	0	0	

SN	Ministry/ Department/ Organization	Request opening balance	Number of Requests Received	Decisions where applications for information rejected	Request Transfer	Number of times various provisions were invoked while rejecting requests																Request disposed	Appeal opening balance	Number of Appeals Received	Decisions where appeals rejected	Decisions where appeals accepted
						Relevant Section of Act 2005 Section 8(1)										Other Sections										
						7	8	9	10	11	12	13	14	15	16	17	18	19	20							
1	2	3	4	5	6	(a)	(b)	(c)	(d)	(e)	(f)	(g)	(h)	(i)	(j)	9	11	24	(Others)	21	22	23	24	25		
39.3.20.	CSMCRI, Bhavnagar	0	14	0	0	0	0	0	0	0	0	0	0	0	0	0	0	0	0	14	0	0	0	0		
39.3.21.	IGIB, Delhi	2	17	1	0	0	0	0	0	1	7	0	0	2	0	7	0	1	0	18	0	6	6	0		
39.3.22.	IHBT, Palampur	2	2	0	0	0	0	0	0	0	0	0	0	0	0	0	0	0	0	2	0	0	0	0		
39.3.23.	IICB, Calcutta	0	0	0	0	0	0	0	0	0	0	0	0	0	0	0	0	0	0	0	0	0	0	0		
39.3.24.	IICT, Hyderabad	1	3	0	0	0	0	0	0	0	0	0	0	0	0	0	0	0	0	3	0	2	0	2		
39.3.25.	IIP, Dehradun	0	39	3	0	0	0	0	0	0	0	0	0	2	0	0	0	1	0	36	0	14	0	14		
39.3.26.	IMT, Chandigarh	1	18	0	0	0	0	0	0	0	0	0	0	0	0	0	0	0	0	18	0	0	0	0		
39.3.27.	ITRC, Lucknow	2	26	0	1	0	0	0	0	0	0	0	0	0	0	0	0	0	0	25	0	0	0	0		
39.3.28.	NAL, Bangalore	0	16	0	0	0	0	0	0	0	0	0	0	0	0	0	0	0	0	16	0	0	0	0		
39.3.29.	National Research Development Corporation	0	0	0	0	0	0	0	0	0	0	0	0	0	0	0	0	0	0	0	0	0	0	0		
39.3.30.	NBRI, Lucknow	0	35	3	0	0	0	0	0	2	0	0	1	0	0	0	0	0	0	32	0	6	3	3		
39.3.31.	NCL, Pune	0	12	2	0	0	0	0	0	0	0	0	0	0	0	2	0	0	0	10	0	0	0	0		
39.3.32.	NEERI, Nagpur	0	34	0	0	0	0	0	0	0	0	0	0	0	0	0	0	0	0	34	0	1	0	1		
39.3.33.	NGRI, Hyderabad	0	20	0	0	0	0	0	0	0	0	0	0	0	0	0	0	0	0	20	0	0	0	0		
39.3.34.	NIO, Goa	1	18	0	1	0	0	0	3	0	0	0	3	0	0	0	0	0	0	0	0	2	0	0		
39.3.35.	NISCAIR, New Delhi	0	68	5	0	0	0	0	0	0	0	0	4	2	2	0	0	0	2	63	2	12	5	7		
39.3.36.	NISTADS, New Delhi	6	11	0	0	0	0	0	0	1	0	0	0	0	1	0	0	0	0	6	1	0	0	0		
39.3.37.	NML, Jamshedpur	0	20	0	0	0	0	0	0	0	0	0	0	0	0	0	0	0	0	20	0	4	0	4		
39.3.38.	NPL, New Delhi	3	35	3	1	0	0	0	1	0	0	0	1	0	1	0	0	0	0	32	0	1	0	1		
39.3.44.	SERC, Chennai	0	17	1	0	0	0	0	0	1	0	0	0	0	0	0	0	0	0	0	0	1	0	0		
39.3.45.	Indian Institute of Integrative Medicine (IIIM),Jammu	0	19	0	0	0	0	0	0	0	0	0	0	0	0	0	0	0	0	19	0	0	0	0		
39.3.46.	Institute of Minerals & Materials Technology (IMMT), Bhubaneswar	0	12	2	0	0	0	0	0	0	0	0	0	0	1	0	0	0	1	10	0	1	1	0		
39.3.47.	Advanced Materials & Process Research Institute (AMPRI), Bhopal	0	8	0	0	0	0	0	0	0	0	0	0	0	0	0	0	0	0	8	0	0	0	0		
39.3.48.	North-East Institute of Science & Technology (NEIST),Jorhat	1	1	0	0	0	0	0	0	0	0	0	0	0	0	0	0	0	0	1	0	0	0	0		

SN	Ministry/ Department/ Organization	Request opening balance	Number of Requests Received	Decisions where applications for information rejected	Request Transfer	Number of times various provisions were invoked while rejecting requests																			Request disposed	Appeal opening balance	Number of Appeals Received	Decisions where appeals rejected	Decisions where appeals accepted
						Relevant Section of Act 2005 Section 8(1)										Other Sections													
1	2	3	4	5	6	7	8	9	10	11	12	13	14	15	16	17	18	19	20	21	22	23	24	25					
						(a)	(b)	(c)	(d)	(e)	(f)	(g)	(h)	(i)	(j)	9	11	24	(Others)										
39.3.49.	National Instt for Interdisciplinary Science & Technology (NIST),Thurivanthupuram	0	15	0	0	0	0	0	0	0	0	0	0	0	0	0	0	0	0	0	0	0	0	0					
Department Total		146	1180	63	50	3	1	0	11	27	0	1	28	2	29	0	2	0	35	655	11	230	33	199					
Total		172	1578	81	54	4	2	0	12	29	0	2	29	2	35	0	3	0	42	1051	15	319	58	266					
40	Ministry of Shipping, Road Transport & Highways																												
40.1.1.	Department of Road Transport & Highways	5	221	0	48	0	0	0	0	0	0	0	0	0	0	0	0	0	0	167	0	13	0	13					
40.1.2.	National Highways Authority of India (NHAI)	0	528	0	0	0	0	0	0	0	0	0	0	0	0	0	0	0	0	528	0	0	0	0					
40.1.3.	National Institute for Training of Highways Engineers (NITHE)	0	0	0	0	0	0	0	0	0	0	0	0	0	0	0	0	0	0	0	0	0	0	0					
Department Total		5	749	0	48	0	0	0	0	0	0	0	0	0	0	0	0	0	0	695	0	13	0	13					
40.2.1.	Department of Shipping	2	152	0	33	0	0	0	0	0	0	0	0	0	0	0	0	0	0	0	0	6	0	0					
40.2.2.	Andaman Lakshadweep Harbour Works	4	15	0	0	0	0	0	0	0	0	0	0	0	0	0	0	0	0	15	0	0	0	0					
40.2.4.	Chennai Port Trust	9	120	4	0	1	0	0	0	0	0	0	2	0	1	0	0	0	1	125	0	12	1	11					
40.2.5.	Cochin Port Trust	0	39	3	0	0	0	0	0	0	0	0	0	0	0	3	0	0	0	36	0	1	1	0					
40.2.6.	Cochin Shipyard Ltd.	0	15	0	0	0	0	0	0	0	0	0	0	0	0	0	0	0	0	15	0	0	0	0					
40.2.7.	Directorate General of Lighthouses& Lightships	0	36	8	3	0	0	0	1	0	0	1	1	0	4	0	0	0	1	25	0	1	1	0					
40.2.9.	Dredging Corporation of India Limited, Visakhapatnam	0	19	0	0	0	0	0	0	0	0	0	0	0	0	0	0	0	0	19	0	1	0	1					
40.2.10.	Ennore Port Limited	0	8	0	0	0	0	0	0	0	0	0	0	0	0	0	0	0	0	7	0	1	0	1					
40.2.11.	Hindustan Shipyard Ltd.	1199	837	0	0	0	0	0	0	0	0	0	0	0	0	0	0	0	0	837	0	0	0	0					
40.2.13.	Inland Waterways Authority of India, Noida	0	2	0	0	0	0	0	0	0	0	0	0	0	0	0	0	0	0	2	0	0	0	0					
40.2.14.	Jawaharlal Nehru (Nhava Sheva) Port Trust	0	26	0	0	0	0	0	0	0	0	0	0	0	0	0	0	0	0	26	0	0	0	0					
40.2.16.	Kolkata Port Trust	0	39	0	0	0	0	0	0	0	0	0	0	0	0	0	0	0	6	39	0	2	2	0					
40.2.17.	Marmugao Port Trust	0	25	7	0	0	0	0	0	0	0	0	0	0	0	6	0	0	1	18	0	3	0	3					

SN	Ministry/ Department/ Organization	Request opening balance	Number of Requests Received	Decisions where applications for information rejected	Request Transfer	Number of times various provisions were invoked while rejecting requests																			Request disposed	Appeal opening balance	Number of Appeals Received	Decisions where appeals rejected	Decisions where appeals accepted
						Relevant Section of Act 2005 Section 8(1)										Other Sections													
						7	8	9	10	11	12	13	14	15	16	17	18	19	20 (Others)	21	22	23	24	25					
1	2	3	4	5	6	(a)	(b)	(c)	(d)	(e)	(f)	(g)	(h)	(i)	(j)	9	11	24											
40.2.18.	Mumbai Port Trust	58	308	61	0	0	0	0	0	6	0	2	1	0	5	0	0	0	47	226	1	41	32	9					
40.2.21.	Paradip Port Trust	0	34	13	0	0	0	0	12	0	0	0	0	0	1	0	0	0	0	21	0	0	0	0					
40.2.22.	Seamen Provident Fund Organisation, Mumbai	0	4	0	0	0	0	0	0	0	0	0	0	0	0	0	0	0	4	0	0	0	0						
40.2.23.	Shipping Corp. of India Ltd.	0	67	0	0	0	0	0	2	4	0	0	0	0	10	0	0	0	67	0	26	0	26						
40.2.24.	Tariff Authority for Major Ports, New Delhi	0	9	0	0	0	0	0	0	0	0	0	0	0	0	0	0	0	9	0	0	0	0						
40.2.25.	Tuticorin Port trust	6	27	7	0	0	0	0	0	5	0	0	0	0	0	0	0	2	20	0	0	0	0						
40.2.26.	Visakhapatnam Port Trust	23	143	13	0	0	0	0	1	1	0	0	4	0	2	0	0	5	148	0	8	4	4						
40.2.27.	Dock Labour Boards at Calcutta	0	8	3	0	0	0	0	0	0	0	0	2	1	0	0	0	0	5	0	0	0	0						
40.2.29.	Dock Labour Boards at Visakhapatnam	0	10	2	0	0	0	0	0	0	0	1	1	0	0	0	0	1	7	0	0	0	0						
Department Total		1301	1943	121	36	1	0	0	16	16	0	4	11	1	32	0	0	0	64	1671	1	102	41	55					
Total		1306	2692	121	84	1	0	0	16	16	0	4	11	1	32	0	0	0	64	2366	1	115	41	68					
41	Ministry of Small Scale Industries																												
41.1.1.	Ministry of Small Scale Industries	0	11	0	4	0	0	0	0	0	0	0	0	0	0	0	0	1	7	0	0	0	0						
41.1.2.	Development Commissioner, Small Scale Industries	4	57	0	2	0	0	0	0	0	0	0	0	0	0	0	0	0	55	1	0	0	1						
41.1.3.	HTDDTC-Nagaur	0	0	0	0	0	0	0	0	0	0	0	0	0	0	0	0	0	0	0	0	0	0						
41.1.4.	IGTR-Ahmedabad	0	0	0	0	0	0	0	0	0	0	0	0	0	0	0	0	0	0	0	0	0	0						
41.1.5.	PPDC-Meerut	0	0	0	0	0	0	0	0	0	0	0	0	0	0	0	0	0	0	0	0	0	0						
41.1.6.	RTC-Chennai	0	0	0	0	0	0	0	0	0	0	0	0	0	0	0	0	0	0	0	0	0	0						
41.1.7.	RTC-Kolkata	0	0	0	0	0	0	0	0	0	0	0	0	0	0	0	0	0	0	0	0	0	0						
41.1.8.	RTC-Mumbai	0	0	0	0	0	0	0	0	0	0	0	0	0	0	0	0	0	0	0	0	0	0						
41.1.9.	RTC-New Delhi	0	0	0	0	0	0	0	0	0	0	0	0	0	0	0	0	0	0	0	0	0	0						
41.1.10.	SEPTI-Ettumanoor	0	0	0	0	0	0	0	0	0	0	0	0	0	0	0	0	0	0	0	0	0	0						
41.1.11.	SEPTI-Trivulla	0	0	0	0	0	0	0	0	0	0	0	0	0	0	0	0	0	0	0	0	0	0						
41.1.12.	SISI-Agartala	0	0	0	0	0	0	0	0	0	0	0	0	0	0	0	0	0	0	0	0	0	0						
41.1.13.	SISI-Agra	0	1	0	0	0	0	0	0	0	0	0	0	0	0	0	0	0	1	0	0	0	0						
41.1.14.	SISI-Ahmedabad	0	0	0	0	0	0	0	0	0	0	0	0	0	0	0	0	0	0	0	0	0	0						
41.1.15.	SISI-Allahabad	0	2	0	0	0	0	0	0	0	0	0	0	0	0	0	0	0	2	0	0	0	0						
41.1.16.	SISI-Bangalore	0	3	0	0	0	0	0	0	0	0	0	0	0	0	0	0	0	3	0	0	0	0						

SN	Ministry/ Department/ Organization	Request opening balance	Number of Requests Received	Decisions where applications for information rejected	Request Transfer	Number of times various provisions were invoked while rejecting requests																			Request disposed	Appeal opening balance	Number of Appeals Received	Decisions where appeals rejected	Decisions where appeals accepted
						Relevant Section of Act 2005 Section 8(1)										Other Sections													
						7	8	9	10	11	12	13	14	15	16	17	18	19	20	21	22	23	24	25					
1	2	3	4	5	6	(a)	(b)	(c)	(d)	(e)	(f)	(g)	(h)	(i)	(j)	9	11	24	(Others)										
41.1.17.	SISI-Chennai	0	3	0	0	0	0	0	0	0	0	0	0	0	0	0	0	0	0	0	3	0	0	0	0				
41.1.18.	SISI-Cuttack	0	0	0	0	0	0	0	0	0	0	0	0	0	0	0	0	0	0	0	0	0	0	0	0				
41.1.19.	SISI-Gangtok	0	0	0	0	0	0	0	0	0	0	0	0	0	0	0	0	0	0	0	0	0	0	0	0				
41.1.20.	SISI-Goa	0	0	0	0	0	0	0	0	0	0	0	0	0	0	0	0	0	0	0	0	0	0	0	0				
41.1.21.	SISI-Guwahati	0	4	0	0	0	0	0	0	0	0	0	0	0	0	0	0	0	0	0	4	0	0	0	0				
41.1.22.	SISI-Haldwani	0	2	0	0	0	0	0	0	0	0	0	0	0	0	0	0	0	0	0	2	0	0	0	0				
41.1.23.	SISI-Hubli	1	3	0	0	0	0	0	0	0	0	0	0	0	0	0	0	0	0	0	3	0	0	0	0				
41.1.24.	SISI-Hyderabad	4	0	0	0	0	0	0	0	0	0	0	0	0	0	0	0	0	0	0	0	0	0	0	0				
41.1.25.	SISI-Imphal	0	0	0	0	0	0	0	0	0	0	0	0	0	0	0	0	0	0	0	0	0	0	0	0				
41.1.26.	SISI-Indore	0	4	0	0	0	0	0	0	0	0	0	0	0	0	0	0	0	0	0	4	0	0	0	0				
41.1.27.	SISI-Jaipur	0	4	0	0	0	0	0	0	0	0	0	0	0	0	0	0	0	0	0	4	0	0	0	0				
41.1.28.	SISI-Jammu	0	0	0	0	0	0	0	0	0	0	0	0	0	0	0	0	0	0	0	0	0	0	0	0				
41.1.29.	SISI-Kanpur	0	4	0	0	0	0	0	0	0	0	0	0	0	0	0	0	0	0	0	4	0	0	0	0				
41.1.30.	SISI-Karnal	0	3	0	0	0	0	0	0	0	0	0	0	0	0	0	0	0	0	0	3	0	0	0	0				
41.1.31.	SISI-Kolkata	1	5	0	0	0	0	0	0	0	0	0	0	1	0	0	0	0	0	0	0	0	1	1	0				
41.1.32.	SISI-Ludhiana	1	3	0	0	0	0	0	0	0	0	0	0	0	0	0	0	0	0	0	3	0	0	0	0				
41.1.33.	SISI-Mumbai	0	2	0	0	0	0	0	0	0	0	0	0	0	0	0	0	0	0	0	2	0	0	0	0				
41.1.34.	SISI-Muzaffarpur	0	0	0	0	0	0	0	0	0	0	0	0	0	0	0	0	0	0	0	0	0	0	0	0				
41.1.35.	SISI-Nagpur	0	6	0	1	0	0	0	0	0	0	0	0	0	0	0	0	0	0	0	5	0	0	0	0				
41.1.36.	SISI-New Delhi	1	2	0	1	0	0	0	0	0	0	0	0	0	0	0	0	0	0	0	2	0	0	0	0				
41.1.37.	SISI-Patna	0	0	0	0	0	0	0	0	0	0	0	0	0	0	0	0	0	0	0	0	0	0	0	0				
41.1.38.	SISI-Raipur	0	0	0	0	0	0	0	0	0	0	0	0	0	0	0	0	0	0	0	0	0	0	0	0				
41.1.39.	SISI-Ranchi	0	9	0	1	0	0	0	0	0	0	0	0	0	0	0	0	0	0	0	8	0	1	1	0				
41.1.40.	SISI-Solan	0	2	0	0	0	0	0	0	0	0	0	0	0	0	0	0	0	0	0	2	0	0	0	0				
41.1.41.	SISI-Thrissur	0	4	0	1	0	0	0	0	0	0	0	0	0	0	0	0	0	0	0	3	0	0	0	0				
41.1.42.	The National Small Industries Corporation Ltd.	2	46	9	1	0	0	0	1	0	0	0	1	0	1	0	0	0	6	38	0	1	0	1					
41.1.43.	TRTC-Guwahati	0	0	0	0	0	0	0	0	0	0	0	0	0	0	0	0	0	0	0	0	0	0	0	0				
41.1.44.	CTRTC-Bhubneswar	0	1	0	0	0	0	0	0	0	0	0	0	0	0	0	0	0	0	1	0	0	0	0	0				
41.1.45.	IGTR-Indore	0	0	0	0	0	0	0	0	0	0	0	0	0	0	0	0	0	0	0	0	0	0	0	0				
41.1.46.	IDEMI-Mumbai	0	0	0	0	0	0	0	0	0	0	0	0	0	0	0	0	0	0	0	0	0	0	0	0				

SN	Ministry/ Department/ Organization	Request opening balance	Number of Requests Received	Decisions where applications for information rejected	Request Transfer	Number of times various provisions were invoked while rejecting requests																			Request disposed	Appeal opening balance	Number of Appeals Received	Decisions where appeals rejected	Decisions where appeals accepted
						Relevant Section of Act 2005 Section 8(1)										Other Sections													
						7	8	9	10	11	12	13	14	15	16	17	18	19	20	21	22	23	24	25					
1	2	3	4	5	6	(a)	(b)	(c)	(d)	(e)	(f)	(g)	(h)	(i)	(j)	9	11	24	(Others)										
41.1.47.	IGTR-Aurangabad	0	4	0	0	0	0	0	0	0	0	0	0	0	0	0	0	0	0	0	4	0	0	0	0				
41.1.48.	CFTI-Agra	0	0	0	0	0	0	0	0	0	0	0	0	0	0	0	0	0	0	0	0	0	0	0					
41.1.49.	CTR-Ludhiana	0	2	0	0	0	0	0	0	0	0	0	0	0	0	0	0	0	0	0	2	0	0	0	0				
41.1.50.	ESTC-Ramnagar	0	0	0	0	0	0	0	0	0	0	0	0	0	0	0	0	0	0	0	0	0	0	0					
41.1.51.	CITD-Hyderabad	0	0	0	0	0	0	0	0	0	0	0	0	0	0	0	0	0	0	0	0	0	0	0					
41.1.52.	CIHT-Jalandhar	0	0	0	0	0	0	0	0	0	0	0	0	0	0	0	0	0	0	0	0	0	0	0					
41.1.53.	FFDC-Kannauj	0	7	0	0	0	0	0	0	0	0	0	0	0	0	0	0	0	0	0	7	0	0	0	0				
41.1.54.	IDTR-Jamshedpur	0	0	0	0	0	0	0	0	0	0	0	0	0	0	0	0	0	0	0	0	0	0	0					
41.1.55.	CDGI-Ferozabad	0	0	0	0	0	0	0	0	0	0	0	0	0	0	0	0	0	0	0	0	0	0	0					
41.1.56.	PPDC-Agra	0	0	0	0	0	0	0	0	0	0	0	0	0	0	0	0	0	0	0	0	0	0	0					
41.1.57.	CFTI-Chennai	0	0	0	0	0	0	0	0	0	0	0	0	0	0	0	0	0	0	0	0	0	0	0					
41.1.58.	CTRTC-KolKata	0	0	0	0	0	0	0	0	0	0	0	0	0	0	0	0	0	0	0	0	0	0	0					
41.1.59.	National Institute of Small Industry Extension Training (NISIET)	0	1	0	0	0	0	0	0	0	0	0	0	0	0	0	0	0	0	0	0	0	0	0					
41.1.60.	National Institute for Entrepreneurship & Small Business Development (NIESBUD)	0	0	0	0	0	0	0	0	0	0	0	0	0	0	0	0	0	0	0	0	0	0	0					
41.1.61.	Indian Institute of Entrepreneurship (Guwahati)	0	0	0	0	0	0	0	0	0	0	0	0	0	0	0	0	0	0	0	0	0	0	0					
Total		14	195	9	11	0	0	0	1	0	0	0	2	0	1	0	0	0	7	172	1	3	2	2					
42	Ministry of Social Justice & Empowerment																												
42.1.1.	Ministry of Social Justice & Empowerment	0	295	0	17	0	0	0	0	0	0	0	0	0	0	0	0	0	0	0	0	5	0	1					
42.1.2.	Ali Yavar Jung, National Institute for the Hearing Handicapped	0	78	0	0	0	0	0	0	0	0	0	0	0	0	0	0	0	0	0	0	4	0	0					
42.1.3.	Artificial Limbs Manufacturing Corporation of India	0	14	0	0	0	0	0	0	0	0	0	0	0	0	0	0	0	0	0	0	0	0	0					
42.1.4.	Deendayal Upadhyay Institute for the Physically Handicapped (IPH)	0	17	0	0	0	0	0	0	0	0	0	0	0	0	0	0	0	0	0	0	16	0	1					
42.1.5.	Dr. Ambedkar Foundation	0	11	0	0	0	0	0	0	0	2	0	0	2	0	2	0	0	0	0	0	1	0	0					

SN	Ministry/ Department/ Organization	Request opening balance	Number of Requests Received	Decisions where applications for information rejected	Request Transfer	Number of times various provisions were invoked while rejecting requests																			Request disposed	Appeal opening balance	Number of Appeals Received	Decisions where appeals rejected	Decisions where appeals accepted
						Relevant Section of Act 2005 Section 8(1)										Other Sections													
1	2	3	4	5	6	7	8	9	10	11	12	13	14	15	16	17	18	19	20	21	22	23	24	25					
						(a)	(b)	(c)	(d)	(e)	(f)	(g)	(h)	(i)	(j)	9	11	24	(Others)										
42.1.7.	National Backward Classes Finance& Development Corporation	0	11	0	0	0	0	0	0	0	0	0	0	0	0	0	0	0	0	0	0	0	2	0	0				
42.1.8.	National Commission for Backward Classes	0	26	0	0	0	0	0	0	0	0	0	0	0	0	0	0	0	0	0	0	0	0	0	0				
42.1.10.	National Commission for Safai Karamcharis	0	17	0	0	0	0	0	0	0	0	0	0	0	0	0	0	0	0	0	0	0	3	0	0				
42.1.11.	National Commission for Scheduled Castes	0	83	0	0	0	0	0	0	0	0	0	0	0	0	0	0	0	0	0	0	0	5	0	0				
42.1.14.	National Handicapped Finance & Development Corporation	0	5	0	0	0	0	0	0	0	0	0	0	0	0	0	0	0	0	0	0	0	1	0	0				
42.1.15.	National Institute for Orthopaedically Handicapped	0	15	0	0	0	0	0	0	0	0	0	0	0	0	0	0	0	0	0	0	0	0	0	0				
42.1.16.	National Institute for Social Defense	0	3	0	0	0	0	0	0	0	0	0	0	0	0	0	0	0	0	0	0	0	0	0	0				
42.1.17.	National Institute for the Mentally Handicapped	0	9	0	0	0	0	0	0	0	0	0	0	0	0	0	0	0	0	0	0	0	0	0	0				
42.1.18.	National Institute for the Visually Handicapped	0	24	0	0	0	0	0	0	0	0	0	0	0	0	0	0	0	0	0	0	0	0	0	0				
42.1.20.	National Safai Karamcharis Finance & Development Corporation	0	2	0	0	0	0	0	0	0	0	0	0	0	0	0	0	0	0	0	0	0	0	0	0				
42.1.21.	National Scheduled Castes Finance & Development Corporation	0	9	0	0	0	0	0	0	0	0	0	0	0	0	0	0	0	0	0	0	0	0	0	0				
42.1.22.	National Trust for the Persons with Cerebral Palsy, Autism, Mental Retardation & Multiple Disability	0	2	0	0	0	0	0	0	0	0	0	0	0	0	0	0	0	0	0	0	0	2	0	0				
42.1.23.	Office of the Chief Commissioner for Persons with Disabilities	0	27	0	0	0	0	0	0	0	0	0	0	0	0	0	0	0	0	0	0	0	2	0	0				
42.1.24.	Rehabilitation Council of India	0	11	0	0	0	0	0	0	0	0	0	0	0	0	0	0	0	0	0	0	0	0	0	0				
42.1.25.	Swami Vivekanand National Institute of Rehabilitation Training and Research	0	29	0	0	0	0	0	0	0	0	0	0	1	0	0	0	0	0	0	3	0	0	4	0	0			
Total		0	688	0	17	0	0	0	0	2	0	0	3	0	2	0	0	0	3	0	0	45	0	2					

SN	Ministry/ Department/ Organization	Request opening balance	Number of Requests Received	Decisions where applications for information rejected	Request Transfer	Number of times various provisions were invoked while rejecting requests														Request disposed	Appeal opening balance	Number of Appeals Received	Decisions where appeals rejected	Decisions where appeals accepted	
						Relevant Section of Act 2005 Section 8(1)										Other Sections									
1	2	3	4	5	6	7	8	9	10	11	12	13	14	15	16	17	18	19	20	21	22	23	24	25	
						(a)	(b)	(c)	(d)	(e)	(f)	(g)	(h)	(i)	(j)	9	11	24	(Others)						
43	Ministry of Statistics & Programme Implementation																								
43.1.1.	Ministry of Statistics & Programme Implementation	45	206	5	0	0	1	0	0	0	0	0	0	0	0	1	0	0	0	3	201	0	43	3	40
Total		45	206	5	0	0	1	0	0	0	0	0	0	0	0	1	0	0	0	3	201	0	43	3	40
44	Ministry of Steel																								
44.1.1.	Ministry of Steel	0	64	4	17	0	0	0	0	1	0	0	0	2	0	0	0	0	0	1	43	0	6	4	2
44.1.2.	Bharat Refractories Ltd.	0	10	0	0	0	0	0	0	0	0	0	0	0	0	0	0	0	0	0	10	0	0	0	0
44.1.3.	Bird Group of Companies	0	5	1	0	0	0	0	0	1	0	0	0	0	0	0	0	0	0	0	4	0	0	0	0
44.1.4.	Ferro Scrap Nigam Limited	0	5	0	0	0	0	0	0	0	0	0	0	0	0	0	0	0	0	0	5	0	0	0	0
44.1.5.	Hindustan Steelworks Construction Ltd. (HSCL)	1	61	6	0	0	0	0	0	1	0	0	0	0	0	4	0	0	0	7	56	0	16	12	4
44.1.6.	Joint Plant Committee	0	4	0	0	0	0	0	0	0	0	0	0	0	0	0	0	0	0	0	4	0	0	0	0
44.1.7.	Kudremukh Iron Ore Company Ltd.	0	9	0	0	0	0	0	0	0	0	0	0	0	0	0	0	0	0	0	9	0	0	0	0
44.1.8.	Manganese Ore (India) Ltd.	0	28	0	0	0	0	0	0	0	0	0	0	0	0	0	0	0	0	0	28	0	0	0	0
44.1.9.	MECON Limited	0	13	1	0	0	0	0	0	1	0	0	0	0	0	0	0	0	0	0	12	0	0	0	0
44.1.10.	MSTC Limited	0	12	1	0	0	0	0	0	1	0	0	0	0	0	0	0	0	0	0	11	0	0	0	0
44.1.11.	National Mineral Development Corporation Ltd.	0	31	2	0	0	0	0	0	0	0	0	0	0	0	1	0	0	0	1	29	0	1	0	1
44.1.12.	Rashtriya Ispat Nigam Ltd.	20	45	1	0	0	0	0	0	5	0	0	0	1	3	0	0	0	0	6	44	0	15	15	0
44.1.13.	Sponge Iron India Ltd. (SIIL)	0	8	0	0	0	0	0	0	0	0	0	0	0	0	0	0	0	0	0	8	0	0	0	0
44.1.14.	Steel Authority of India Ltd. (SAIL)	81	1360	151	39	0	0	0	31	12	0	0	8	0	46	2	1	0	78	1251	5	208	115	98	
44.1.15.	Biju Patnaik National Steel Institute	0	2	0	0	0	0	0	0	0	0	0	0	0	0	0	0	0	0	0	2	0	0	0	0
44.1.16.	Institute of Steel Developemnt Growth (INS DAG)	0	3	0	0	0	0	0	0	0	0	0	0	0	0	0	0	0	0	0	3	0	0	0	0
44.1.17.	National Institute of Secondary Steel Technology(NISST)	0	2	0	0	0	0	0	0	0	0	0	0	0	0	0	0	0	0	0	2	0	0	0	0
Total		102	1662	167	56	0	0	0	41	12	0	0	11	3	51	2	1	0	93	1521	5	246	146	105	
45	Ministry of Textiles																								
45.1.1.	Ministry of Textiles	0	75	0	8	0	0	0	0	0	0	0	0	0	0	0	0	0	0	0	67	1	4	0	5
45.1.2.	British India Corporation	0	14	4	0	0	0	0	0	0	0	0	0	0	0	0	0	0	0	4	10	0	1	1	0

SN	Ministry/ Department/ Organization	Request opening balance	Number of Requests Received	Decisions where applications for information rejected	Request Transfer	Number of times various provisions were invoked while rejecting requests																Request disposed	Appeal opening balance	Number of Appeals Received	Decisions where appeals rejected	Decisions where appeals accepted
						Relevant Section of Act 2005 Section 8(1)										Other Sections										
						7	8	9	10	11	12	13	14	15	16	17	18	19	20 (Others)	21	22					
1	2	3	4	5	6	(a)	(b)	(c)	(d)	(e)	(f)	(g)	(h)	(i)	(j)	9	11	24								
45.1.3.	Central Cottage Industries Corporation of India Ltd.	2	8	0	0	0	0	0	0	0	0	0	0	0	0	0	0	0	0	0	10	0	0	0	0	
45.1.5.	Central Wool Development Board	0	1	0	0	0	0	0	0	0	0	0	0	0	0	0	0	0	0	0	1	0	0	0	0	
45.1.6.	Handicrafts & Handlooms Exports Corporation of India	0	6	0	0	0	0	0	0	0	0	0	0	0	0	0	0	0	0	0	6	0	1	0	1	
45.1.7.	Jute Manufacturers Development Council	0	2	0	0	0	0	0	0	0	0	0	0	0	0	0	0	0	0	0	2	0	0	0	0	
45.1.8.	National Centre for Jute Diversification	0	3	0	0	0	0	0	0	0	0	0	0	0	0	0	0	0	0	0	3	0	0	0	0	
45.1.9.	National Handloom Development Corporation Lid	0	17	6	1	0	0	0	4	0	0	0	0	0	0	1	0	1	0	0	10	0	2	2	0	
45.1.10.	National Institute of Fashion Technology	0	10	0	1	0	0	0	0	0	0	0	0	0	0	0	0	0	0	0	8	0	0	0	0	
45.1.11.	National Jute Manufacturing Corporation Ltd.	3	1	0	0	0	0	0	0	0	0	0	0	0	0	0	0	0	0	0	4	0	0	0	0	
45.1.12.	NTC (HC)	14	248	39	0	0	0	0	2	0	0	0	1	0	27	0	0	0	9	223	0	0	0	0	0	
45.1.13.	Office of Development Commissioner (Handicrafts)	0	88	2	0	0	0	0	0	0	0	0	2	0	0	0	0	0	0	86	0	10	0	10		
45.1.14.	Office of Development Commissioner (Handlooms)	0	8	2	0	0	0	0	0	0	0	0	1	0	0	0	0	1	0	6	0	0	0	0		
45.1.15.	Office of Jute Commissioner	0	1	0	0	0	0	0	0	0	0	0	0	0	0	0	0	0	0	1	0	0	0	0		
45.1.16.	Office of Textile Commissioner	0	19	0	4	0	0	0	0	0	0	0	0	0	0	0	0	0	0	15	0	0	0	0		
45.1.17.	Sardar Vallabhbhai Patel Institute of Textile Management	0	0	0	0	0	0	0	0	0	0	0	0	0	0	0	0	0	0	0	0	0	0	0		
45.1.18.	Textile Committee	0	15	0	0	0	0	0	0	0	0	0	0	0	0	0	0	0	0	15	0	1	0	1		
45.1.19.	Cotton Corporation of India Ltd.	0	23	3	0	0	0	0	2	0	0	0	0	0	0	0	0	1	0	19	0	1	0	0		
45.1.20.	Jute Cporation of India	0	0	0	0	0	0	0	0	0	0	0	0	0	0	0	0	0	0	0	0	0	0	0		
Total		19	539	56	14	0	0	0	8	0	0	0	4	0	28	0	2	1	13	486	1	20	3	17		
46	Ministry of Tourism & Culture																									
46.1.1.	Department of Culture	0	49	0	4	0	0	0	0	0	0	0	0	0	0	0	0	0	0	45	0	0	0	0		
46.1.3.	National Archives of India	0	54	2	2	0	0	0	0	0	0	0	0	0	2	0	0	0	0	50	0	3	0	3		
46.1.4.	National Museum Institute of History of Art, Conservation & Museology (Deemed University)	1	4	0	0	0	0	0	0	0	0	0	0	0	0	0	0	0	0	4	0	0	0	0		

SN	Ministry/ Department/ Organization	Request opening balance	Number of Requests Received	Decisions where applications for information rejected	Request Transfer	Number of times various provisions were invoked while rejecting requests																Request disposed	Appeal opening balance	Number of Appeals Received	Decisions where appeals rejected	Decisions where appeals accepted
						Relevant Section of Act 2005 Section 8(1)										Other Sections										
1	2	3	4	5	6	7	8	9	10	11	12	13	14	15	16	17	18	19	20	21	22	23	24	25		
						(a)	(b)	(c)	(d)	(e)	(f)	(g)	(h)	(i)	(j)	9	11	24	(Others)							
46.1.5.	North Central Zone Cultural Centre Allahabad	0	3	0	0	0	0	0	0	0	0	0	0	0	0	0	0	0	0	3	0	0	0	0		
46.1.6.	Delhi Public Library	0	37	0	1	0	0	0	0	0	0	0	0	0	0	0	0	0	0	36	0	0	0	0		
Department Total		1	147	2	7	0	0	0	0	0	0	0	0	0	0	2	0	0	0	0	138	0	3	0	3	
46.2.1.	Department of Tourism	103	76	0	3	0	0	0	0	0	0	0	0	0	0	0	0	0	0	73	0	5	0	5		
46.2.3.	India Tourism , Western Region.	1	6	0	0	0	0	0	0	0	0	0	0	0	0	0	0	0	0	6	0	0	0	0		
46.2.4.	Indiatourism Bhubaneswar	0	0	0	0	0	0	0	0	0	0	0	0	0	0	0	0	0	0	0	0	0	0	0		
46.2.5.	Institute Of Hotel Management Catering Technology & Applied Nutrition Guwahati	3	3	0	0	0	0	0	0	0	0	0	0	0	0	0	0	0	0	3	0	0	0	0		
46.2.6.	Indiatourism Kolkata	0	0	0	0	0	0	0	0	0	0	0	0	0	0	0	0	0	0	0	0	0	0	0		
46.2.7.	Indiatourism Guwahati	0	0	0	0	0	0	0	0	0	0	0	0	0	0	0	0	0	0	0	0	0	0	0		
46.2.8.	Institute Of Hotel Management, Catering Technology & Applied Nutrition, Goa	0	2	0	0	0	0	0	0	0	0	0	0	0	0	0	0	0	0	0	0	0	0	0		
46.2.9.	Institute of Hotel Management, Catering Technology & Applied Nutrition, Kolkata	0	0	0	0	0	0	0	0	0	0	0	0	0	0	0	0	0	0	0	0	0	0	0		
46.2.10.	Institute Of Hotel Management Catering Technology And Applied Nutrition, Shillong	0	0	0	0	0	0	0	0	0	0	0	0	0	0	0	0	0	0	0	0	0	0	0		
Department Total		107	87	0	3	0	0	0	0	0	0	0	0	0	0	0	0	0	0	82	0	5	0	5		
Total		108	234	2	10	0	0	0	0	0	0	0	0	0	0	2	0	0	0	0	220	0	8	0	8	
47	Ministry of Tribal Affairs																									
47.1.1.	Ministry of Tribal Affairs	2	75	2	0	0	0	0	0	0	0	0	0	0	4	0	0	0	0	75	0	4	2	1		
47.1.2.	NSTFDC	0	9	2	0	0	0	0	0	0	0	0	0	0	0	0	0	0	2	7	0	0	0	0		
47.1.3.	TRIFED	0	9	6	0	0	0	0	5	0	0	0	5	0	0	0	0	0	1	3	0	3	0	2		
47.1.4.	NCST	0	27	1	1	0	0	0	0	0	0	0	0	0	0	0	0	1	0	25	0	1	0	1		
Total		2	120	11	1	0	0	0	5	0	0	0	5	4	0	0	0	1	0	110	0	8	2	4		
48	Ministry of Urban Development																									
48.1.1	Ministry of Urban Development	15	699	3	143	0	0	0	0	0	0	0	0	2	0	0	0	0	1	553	2	101	0	101		
48.1.2	Delhi Development Authority	2289	8303	0	37	0	0	0	0	0	0	0	0	0	0	0	0	0	0	10555	168	459	0	627		

SN	Ministry/ Department/ Organization	Request opening balance	Number of Requests Received	Decisions where applications for information rejected	Request Transfer	Number of times various provisions were invoked while rejecting requests																Request disposed	Appeal opening balance	Number of Appeals Received	Decisions where appeals rejected	Decisions where appeals accepted
						Relevant Section of Act 2005 Section 8(1)										Other Sections										
1	2	3	4	5	6	7	8	9	10	11	12	13	14	15	16	17	18	19	20	21	22	23	24	25		
						(a)	(b)	(c)	(d)	(e)	(f)	(g)	(h)	(i)	(j)	9	11	24	(Others)							
48.1.3	Delhi Metro Rail Corporation	10	172	3	0	0	0	3	0	0	0	0	0	0	0	0	0	1	0	0	169	0	13	1	12	
48.1.4	Delhi Urban Art Commission	0	14	0	0	0	0	0	0	0	0	0	0	0	0	0	0	0	0	12	0	3	1	1		
48.1.5	Department of Publication	0	31	1	1	0	0	0	0	0	0	1	1	0	0	0	0	0	0	29	0	0	0	0		
48.1.6	Directorate of Estates	12	226	6	9	0	0	0	0	0	0	0	0	0	0	0	0	0	11	219	4	25	1	24		
48.1.7	Directorate of Printing	0	39	0	6	0	0	0	0	0	0	0	0	0	0	0	0	0	0	33	8	4	0	0		
48.1.8	Government of India Stationery Office	0	10	0	0	0	0	0	0	0	0	0	0	0	0	0	0	0	0	10	0	0	0	0		
48.1.9	Land and Development Office	13	690	141	31	0	0	0	0	0	0	0	0	0	0	99	0	0	0	44	499	6	58	0	48	
48.1.10	National Building Construction Corporation Limited	3	44	14	0	0	0	0	4	0	0	0	3	0	2	0	0	0	5	30	0	9	8	1		
48.1.11	National Capital Region Planning Board	6	22	0	3	0	0	0	0	0	0	0	0	0	0	0	0	0	0	25	0	1	0	1		
48.1.12	National Institute of Urban Affairs	1	5	0	0	0	0	0	0	0	0	0	0	0	0	0	0	0	0	4	0	0	0	0		
48.1.13	Rajghat Samadhi Committee	0	5	0	0	0	0	0	0	0	0	0	0	0	0	0	0	0	0	5	0	0	0	0		
48.1.14	Town and Country Planning Organisation	0	6	0	0	0	0	0	0	0	0	0	0	0	0	0	0	0	0	6	0	0	0	0		
48.1.16	Central Public Works Department (S&P)	0	0	0	0	0	0	0	0	0	0	0	0	0	0	0	0	0	0	0	0	0	0	0		
48.1.17	Central Public Works Department (TD)	0	0	0	0	0	0	0	0	0	0	0	0	0	0	0	0	0	0	0	0	0	0	0		
48.1.18	Central Public Works Department(Border)	0	2	0	0	0	0	0	0	0	0	0	0	0	0	0	0	0	0	2	0	0	0	0		
48.1.19	Central Public Works Department (ER)	0	6	0	0	0	0	0	0	0	0	0	0	0	0	0	0	0	0	4	0	0	0	0		
48.1.20	Central Public Works Department (WR)	5	5	2	0	0	0	0	0	0	0	0	0	0	0	0	0	2	0	8	0	0	0	0		
48.1.21	Central Public Works Department (SR)	0	1	0	0	0	0	0	0	0	0	0	0	0	0	0	0	0	0	1	0	0	0	0		
48.1.22	Central Public Works Department (NR)	11	36	0	0	0	0	0	0	0	0	0	0	0	0	0	0	0	0	36	0	1	0	1		
48.1.23	Central Public Works Department (Training)	0	15	3	3	0	0	0	2	0	0	0	0	0	1	0	0	0	0	9	0	0	0	0		
48.1.24	Central Public Works Departments (Arch)	1	14	1	0	0	0	0	0	0	0	0	0	0	0	0	0	0	1	14	0	0	0	0		
48.1.25	Chief Engineer (NDZ)I	0	143	0	27	0	0	0	0	0	0	0	0	0	0	0	0	0	0	116	0	2	0	2		
48.1.26	Chief Engineer (NDZ)II	0	64	0	0	0	0	0	0	0	0	0	0	0	0	0	0	0	0	64	0	6	0	6		
48.1.27	Chief Engineer (NDZ)III	1	23	0	0	0	0	0	0	0	0	0	0	0	0	0	0	0	0	24	0	3	0	3		
48.1.28	Chief Engineer (NDZ)IV	0	44	0	0	0	0	0	0	0	0	0	0	0	0	0	0	0	0	44	0	3	0	3		
48.1.29	Chief Engineer (NDZ)-V	0	2	0	0	0	0	0	0	0	0	0	0	0	0	0	0	0	0	2	0	0	0	0		
48.1.30	Chief Engineer (E) DR	0	9	0	0	0	0	0	0	0	0	0	0	0	0	0	0	0	0	9	0	0	0	0		

SN	Ministry/ Department/ Organization	Request opening balance	Number of Requests Received	Decisions where applications for information rejected	Request Transfer	Number of times various provisions were invoked while rejecting requests														Request disposed	Appeal opening balance	Number of Appeals Received	Decisions where appeals rejected	Decisions where appeals accepted
						Relevant Section of Act 2005 Section 8(1)										Other Sections								
1	2	3	4	5	6	7	8	9	10	11	12	13	14	15	16	17	18	19	20	21	22	23	24	25
						(a)	(b)	(c)	(d)	(e)	(f)	(g)	(h)	(i)	(j)	9	11	24	(Others)					
48.1.31	Chief Engineer (MAP)	0	14	0	1	0	0	0	0	0	0	0	0	0	0	0	0	0	0	13	0	0	0	0
48.1.32	Chief Engineer (NZ)I	1	13	0	0	0	0	0	0	0	0	0	0	0	0	0	0	0	0	13	0	0	0	0
48.1.33	Chief Engineer (NZ)II	6	75	0	0	0	0	0	0	0	0	0	0	0	0	0	0	0	0	75	0	0	0	0
48.1.34	Chief Engineer (NZ)III	2	10	0	0	0	0	0	0	0	0	0	0	0	0	0	0	0	0	10	0	0	0	0
48.1.35	Chief Engineer (E) NR	0	0	0	0	0	0	0	0	0	0	0	0	0	0	0	0	0	0	0	0	0	0	0
48.1.36	Chief Engineer (EZ)I	0	4	0	0	0	0	0	0	0	0	0	0	0	0	0	0	0	0	4	0	0	0	0
48.1.37	Chief Engineer (EZ)II	0	7	0	1	0	0	0	0	0	0	0	0	0	0	0	0	0	0	6	0	0	0	0
48.1.38	Chief Engineer (NEZ)	0	19	0	0	0	0	0	0	0	0	0	0	0	0	0	0	0	0	19	0	0	0	0
48.1.40	Chief Engineer (WZ)I	0	41	0	2	0	0	0	0	0	0	0	0	0	0	0	0	0	0	37	0	0	0	0
48.1.41	Chief Engineer (WZ)II	4	23	1	0	0	0	0	0	0	0	0	0	0	0	0	0	0	1	7	0	0	0	0
48.1.43	Chief Engineer (E) WR	0	14	0	0	0	0	0	0	0	0	0	0	0	0	0	0	0	0	11	0	0	0	0
48.1.44	Chief Engineer (SZ)I	0	6	1	0	0	0	0	0	0	0	0	0	0	0	0	0	0	1	5	0	0	0	0
48.1.45	Chief Engineer (SZ)II	0	2	0	0	0	0	0	0	0	0	0	0	0	0	0	0	0	0	2	0	0	0	0
48.1.46	Chief Engineer (SZ)III	1	3	0	0	0	0	0	0	0	0	0	0	0	0	0	0	0	0	4	0	0	0	0
48.1.47	Chief Engineer (E) SR	0	1	0	0	0	0	0	0	0	0	0	0	0	0	0	0	0	0	1	0	0	0	0
48.1.48	Chief Engineer (BFZ)	0	2	0	0	0	0	0	0	0	0	0	0	0	0	0	0	0	0	2	0	0	0	0
48.1.49	Chief Engineer (E) BFLZ	0	1	0	0	0	0	0	0	0	0	0	0	0	0	0	0	0	0	1	0	0	0	0
48.1.50	Chief Engineer (IBBZ)	0	0	0	0	0	0	0	0	0	0	0	0	0	0	0	0	0	0	0	0	0	0	0
48.1.51	Chief Engineer (M) IBBR	0	1	0	0	0	0	0	0	0	0	0	0	0	0	0	0	0	0	1	0	0	0	0
48.1.52	Chief Engineer (P&S)	0	0	0	0	0	0	0	0	0	0	0	0	0	0	0	0	0	0	0	0	0	0	0
48.1.53	Chief Engineer(PLP)	0	7	0	0	0	0	0	0	0	0	0	0	0	0	0	0	0	0	7	0	0	0	0
48.1.54	Chief Engineer (E) PLP	0	4	0	0	0	0	0	0	0	0	0	0	0	0	0	0	0	0	4	0	0	0	0
48.1.57	Chief Engineer (CDO)	0	8	0	0	0	0	0	0	0	0	0	0	0	0	0	0	0	0	8	0	0	0	0
48.1.58	Chief Engineer (CSO)	1	4	1	0	0	0	0	0	0	0	0	0	1	0	0	0	0	0	4	0	2	1	0
48.1.59	Chief Engineer (CSQ)	8	46	0	0	0	0	0	0	0	0	0	0	0	0	0	0	0	0	46	0	1	0	1
48.1.60	Chief Architect (NDR)	0	0	0	0	0	0	0	0	0	0	0	0	0	0	0	0	0	0	0	0	0	0	0
48.1.61	Chief Architect (NR)	0	0	0	0	0	0	0	0	0	0	0	0	0	0	0	0	0	0	0	0	0	0	0
48.1.62	Chief Architect (ER)	0	2	0	0	0	0	0	0	0	0	0	0	0	0	0	0	0	0	2	0	0	0	0
48.1.63	Chief Architect (WR)	0	1	0	1	0	0	0	0	0	0	0	0	0	0	0	0	0	0	0	0	0	0	0
Total		2390	10938	177	265	0	3	0	6	0	0	1	5	2	102	0	3	0	64	12764	188	691	12	83

SN	Ministry/ Department/ Organization	Request opening balance	Number of Requests Received	Decisions where applications for information rejected	Request Transfer	Number of times various provisions were invoked while rejecting requests																			Request disposed	Appeal opening balance	Number of Appeals Received	Decisions where appeals rejected	Decisions where appeals accepted
						Relevant Section of Act 2005 Section 8(1)										Other Sections													
1	2	3	4	5	6	7	8	9	10	11	12	13	14	15	16	17	18	19	20	21	22	23	24	25					
						(a)	(b)	(c)	(d)	(e)	(f)	(g)	(h)	(i)	(j)	9	11	24	(Others)										
49	Ministry of Urban Employment & Poverty Alleviation																												
49.1.1.	Ministry of Urban Employment & Poverty Alleviation	0	35	2	2	0	0	0	0	0	0	0	0	0	0	2	0	0	0	0	17	0	2	0	2				
49.1.2.	Building Material and Technology Promotion Council	0	5	1	0	0	0	0	0	0	0	0	0	0	0	0	0	0	0	1	0	0	0	0	0				
49.1.3.	Central Govt. Employees Welfare housing Organisation	1	13	0	0	0	0	0	0	0	0	0	0	0	0	0	0	0	0	0	0	0	0	0	0				
49.1.4.	Hindustan Prefab Ltd.	0	25	0	0	0	0	0	0	0	0	0	0	0	0	0	0	0	0	0	25	0	0	0	0				
49.1.5.	Housing & Urban Development Corporation Ltd.	3	41	1	0	0	0	0	0	1	0	0	0	0	0	0	0	0	0	0	40	0	5	1	4				
49.1.6.	National Building Organisation	2	8	1	0	0	0	0	0	1	0	0	0	0	0	0	0	0	0	0	7	0	0	0	0				
49.1.7.	National Co-operative Housing Federation of India	0	4	0	0	0	0	0	0	0	0	0	0	0	0	0	0	0	0	0	4	0	0	0	0				
Total		6	131	5	2	0	0	0	2	0	0	0	0	0	0	2	0	0	0	1	93	0	7	1	6				
50	Ministry of Water Resources																												
50.1.1.	Ministry of Water Resources	4	271	5	113	0	0	0	0	0	0	0	0	6	0	4	0	0	0	2	157	0	10	4	4				
50.1.2.	Bansagar Control Board	0	0	0	0	0	0	0	0	0	0	0	0	0	0	0	0	0	0	0	0	0	0	0	0				
50.1.3.	Betwa River Board	0	0	0	0	0	0	0	0	0	0	0	0	0	0	0	0	0	0	0	0	0	0	0	0				
50.1.4.	Brahmaputra Board	0	2	1	0	0	0	0	0	0	0	0	0	1	0	0	0	1	0	0	1	0	2	0	0				
50.1.5.	Central Ground Water Board	0	70	2	0	0	0	0	0	0	0	0	0	0	0	2	0	0	0	0	68	0	5	0	5				
50.1.6.	Central Soil & Materials Research Station	0	21	0	0	0	0	0	0	0	0	0	0	0	0	0	0	0	0	0	0	0	0	0	0				
50.1.7.	Central Water & Power Research Station	0	23	0	0	0	0	0	0	0	0	0	0	0	0	0	0	0	0	0	23	0	0	0	0				
50.1.8.	Central Water Commission	0	119	0	0	0	0	0	0	0	0	0	0	0	0	0	0	0	0	0	0	0	2	0	0				
50.1.9.	Farakka Barrage Project	0	6	0	0	0	0	0	0	0	0	0	0	0	0	0	0	0	0	0	6	0	1	0	1				
50.1.10.	Ganga Flood Control Commission	0	7	0	0	0	0	0	0	0	0	0	0	0	0	0	0	0	0	0	0	0	0	0	0				
50.1.11.	Narmada Control Authority	4	14	0	0	0	0	0	0	0	0	0	0	0	0	0	0	0	0	0	14	0	0	0	0				
50.1.12.	National Institute of Hydrology	0	7	0	0	0	0	0	0	0	0	0	0	0	0	0	0	0	0	0	7	0	0	0	0				

SN	Ministry/ Department/ Organization	Request opening balance	Number of Requests Received	Decisions where applications for information rejected	Request Transfer	Number of times various provisions were invoked while rejecting requests																Request disposed	Appeal opening balance	Number of Appeals Received	Decisions where appeals rejected	Decisions where appeals accepted
						Relevant Section of Act 2005 Section 8(1)										Other Sections										
1	2	3	4	5	6	7	8	9	10	11	12	13	14	15	16	17	18	19	20 (Others)	21	22	23	24	25		
						(a)	(b)	(c)	(d)	(e)	(f)	(g)	(h)	(i)	(j)	9	11	24								
50.1.13.	National Projects Construction Corporation Limited	26	189	21	0	0	0	0	0	0	0	1	0	2	0	10	0	0	0	8	194	0	90	31	59	
50.1.14.	National Water Development Agency	1	50	0	0	0	0	0	0	0	0	0	0	0	0	0	0	0	0	50	0	17	0	17		
50.1.15.	Sardar Sarovar Construction Advisory Committee	0	9	0	2	0	0	0	0	0	0	0	0	0	0	0	0	0	0	7	0	0	0	0		
50.1.16.	Tungabhadra Board	0	0	0	0	0	0	0	0	0	0	0	0	0	0	0	0	0	0	0	0	0	0	0		
50.1.1.7	Upper Yamuna River Board	1	8	0	1	0	0	0	0	0	0	0	0	0	0	0	0	0	0	7	0	0	0	0		
50.1.18.	Water & Power Consultancy Services (India) Limited	0	10	0	0	0	0	0	0	0	0	0	0	0	0	0	0	0	0	10	0	1	0	1		
Total		36	806	29	116	0	0	0	0	0	1	0	9	0	16	0	1	0	10	544	0	128	35	87		
51	Ministry of Women & Child Development																									
51.1.1.	Ministry of Women & Child Development	0	33	0	0	0	0	0	0	0	0	0	0	0	0	0	0	0	0	0	0	0	0	0		
51.1.2.	National Commission for Women (NCW)	0	43	0	0	0	0	0	0	0	0	0	0	0	0	0	0	0	0	0	0	0	0	0		
51.1.3.	National Institute of Public Cooperation and Child Development (NIPCCD)	0	25	5	0	0	0	0	0	0	0	0	0	0	0	5	0	0	0	0	0	0	0	0		
51.1.4.	Central Adoption Resource Agency	0	2	0	0	0	0	0	0	0	0	0	0	0	0	0	0	0	0	0	0	0	0	0		
51.1.5.	Rashtriya Mahila Kosh	0	2	0	0	0	0	0	0	0	0	0	0	0	0	0	0	0	0	0	0	0	0	0		
51.1.6.	Central Social Welfare Board	0	5	0	0	0	0	0	0	0	0	0	0	0	0	0	0	0	0	0	0	0	0	0		
Total		0	110	5	0	0	0	0	0	0	0	0	0	0	0	5	0	0	0	0	0	0	0	0		
52	Ministry of Youth Affairs & Sports																									
52.1.1.	Ministry of Youth Affairs & Sports	0	77	0	0	0	0	0	0	0	0	0	0	0	0	0	0	0	0	77	0	5	0	5		
Total		0	77	0	0	0	0	0	0	0	0	0	0	0	0	0	0	0	0	77	0	5	0	5		
53	Planning Commission																									
53.1.1.	Planning Commission	32	71	0	3	0	0	0	0	0	0	0	0	0	0	0	0	0	0	2	0	1	0	1		
Total		32	71	0	3	0	0	0	0	0	0	0	0	0	0	0	0	0	0	2	0	1	0	1		
54	President Secretariat																									
54.1.1.	President Secretariat	9	613	3	423	0	0	0	0	0	0	0	0	0	0	0	0	0	0	196	1	54	53	2		
Total		9	613	3	423	0	0	0	0	0	0	0	0	0	0	0	0	0	0	196	1	54	53	2		

SN	Ministry/ Department/ Organization	Request opening balance	Number of Requests Received	Decisions where applications for information rejected	Request Transfer	Number of times various provisions were invoked while rejecting requests																Request disposed	Appeal opening balance	Number of Appeals Received	Decisions where appeals rejected	Decisions where appeals accepted
						Relevant Section of Act 2005 Section 8(1)										Other Sections										
1	2	3	4	5	6	7	8	9	10	11	12	13	14	15	16	17	18	19	20	21	22	23	24	25		
						(a)	(b)	(c)	(d)	(e)	(f)	(g)	(h)	(i)	(j)	9	11	24	(Others)							
55	Prime Minister Office																									
55.1.1.	Prime Minister Office	19	1104	205	618	1	0	0	0	0	0	0	1	0	0	3	0	2	0	198	259	0	86	53	33	
Total		19	1104	205	618	1	0	0	0	0	0	0	1	0	0	3	0	2	0	198	259	0	86	53	33	
56	Vice President Secretariat																									
56.1.1.	Vice President Secretariat	0	12	0	4	0	0	0	0	0	0	0	0	0	0	0	0	0	0	0	8	0	0	0	0	
Total		0	12	0	4	0	0	0	0	0	0	0	0	0	0	0	0	0	0	0	8	0	0	0	0	
57	Ministry of Minority Affairs																									
57.1.1	Ministry of Minority Affairs	0	22	0	3	0	0	0	0	0	0	0	0	0	0	0	0	0	0	0	19	0	0	0	0	
57.1.2	Office of the Commissioner for Linguistic Minorities	0	1	0	0	0	0	0	0	0	0	0	0	0	0	0	0	0	0	0	1	0	0	0	0	
57.1.3	Dargah Committee, Dargah Khwaja Saheb	0	4	0	0	0	0	0	0	0	0	0	0	0	0	0	0	0	0	0	4	0	0	0	0	
57.1.4	Maulana Azad Educational Foundation	0	12	0	0	0	0	0	0	0	0	0	0	0	0	0	0	0	0	0	12	0	0	0	0	
57.1.5	National Commission for Minorities	0	24	0	1	0	0	0	0	0	1	0	0	1	0	0	0	0	0	0	23	0	2	1	1	
57.1.6	National Minorities Development & Finance Corporation	0	6	0	0	0	0	0	0	0	0	0	0	0	0	0	0	0	0	0	6	0	0	0	0	
57.1.7	Central Wakf Council	0	6	0	0	0	0	0	0	0	0	0	0	0	0	0	0	0	0	0	6	0	0	0	0	
Total		0	75	0	4	0	0	0	0	1	0	0	1	0	0	0	0	0	0	0	71	0	2	1	1	
	Grand Total	12026	171404	15388	17331	158	113	26	2258	1187	81	872	1584	260	3961	80	508	420	5743	100411	888	15298	4888	8466		

Annexure: 2 Ministry-wise lists of public authorities who have not submitted Annual Return (Section 25(3) Details) during 2006-2007

SN	Ministry/ Department/ Organization
1	Ministry of Agriculture
1.1	Central Agricultural University, Imphal
2	Ministry of Chemicals & Fertilizers
2.1	Department of Chemicals & Petrochemicals
2.1.1	Bengal Chemicals & Pharmaceuticals Ltd
2.1.2	Bengal Immunity Ltd
2.1.3	Hindustan Organic Chemical Ltd
2.1.4	Central Institute of Plastics Engineering and Technology
2.1.5	Rajasthan Drugs & Pharmaceuticals Limited
2.1.6	Krishak Bharati Cooperative Ltd. (KRIBHCO)
2.1.7	Pyrites Phosphates & Chemicals Ltd. (PPCL)
3	Ministry of Defence
3.1	Department of Defence Production
3.1.1	Bharat Dynamics Ltd.
3.1.2	Bharat Earth Movers Ltd.
3.1.3	Bharat Electronics Ltd.
3.1.4	Garden Reach Shipbuilders
3.1.5	Goa Shipyard
3.1.6	Hindustan Aeronautics Ltd.
3.1.7	Mazgaon Dock
3.1.8	Mishra Dhatu Nigam
3.1.9	Directorate General of Aeronautical Quality Assurance
3.1.10	Directorate General of Quality Assurance
3.1.11	Ordnance Factory Board
3.2	Department of Ex-Servicemen Welfare
3.2.1	Directorate General Resettlement
3.2.2	Kendriya Sainik Board
4	Ministry of Development of North Eastern Region
4.1	Ministry of Development of North Eastern Region
4.1.1	North Eastern Handicrafts and Handlooms Development Corporation (NEHHDC)
4.1.2	Sikkim Mining Corporation (SMC)
5	Ministry of Finance
5.1	Department of Economic Affairs
5.1.1	Specified Undertaking of Unit Trust of India (SUUTI), Mumbai
5.1.2	SPMCIL - India Government Mint, Hyderabad

5.1.3	SPMCIL - India Government Mint, Mumbai
5.1.4	SPMCIL - Security Printing Press, Hyderabad
5.1.5	Securities and Exchange Board of India (SEBI), Souther Region
5.1.6	SPMCIL - India Security Press, Nashik Road
5.1.7	SPMCIL - Security Paper Mill, Hoshangabad
5.1.8	SPMCIL - India Government Mint, Kolkata
19.4.1	Department of Revenue
5.2.1	Board Office of the CBEC
5.2.2	Central Excise & Customs Commissionerate Pune, II
5.2.3	Central Excise & Customs Commissionerate Pune, III
5.2.4	Central Excise & Customs Commissionerate, Pune-I
5.2.5	Chief Commissioner of Central Excise, Bangalore Zone
5.2.6	Chief Commissioner of Central Excise, Chennai Zone
5.2.7	Chief Commissioner of Customs, Ahmedabad Zone
5.2.8	Chief Commissioner of Customs, Chennai Zone
5.2.9	Chief Commissioner of Customs, Kolkata Zone
5.2.10	Chief Commissioner, Central Excise, Ahmedabad Zone
5.2.11	Chief Commissioner, Central Excise, Jaipur Zone
5.2.12	Chief Commissioner, Central Excise, Mumbai-I Zone
5.2.13	Chief Commissioner, Central Excise, Mysore Zone
5.2.14	Directorate General of Inspection
5.2.15	Directorate General of Safeguards
6	Ministry of Health & Family Welfare
6.1	Department of AYUSH
6.1.1	National Institute of Ayurveda
6.2	Department of Health & Family Welfare
6.2.1	Directorate General of Health Services
6.2.2	PG Institute of Medical Education & Research, Chandigarh
6.2.3	National Institute of Health & Family Welfare
6.2.4	International Institute of Population Sciences
6.2.5	Chintranjan National Cancer Institute.
6.2.6	Pharmacy Council of India
6.2.7	Indian Nursing Council
6.2.8	Dental Council of India
6.2.9	National Board of Examinations
6.2.10	All India Institute of Medical Sciences
6.2.11	Pasteur Institute of India
6.2.12	Indian Council of Medical Reserch

6.2.13	National Institute of Mental Health & Neuro Sciences (NIMHANS)
6.2.14	Medical Council of India
6.2.15	All India Institute of Speech and Hearing
6.2.16	National Institute of Biological
6.2.17	North Eastern Indira Gandhi Regional Institute of Health & Medical Sciences.
6.2.18	Lala Ram, Sarup Institute of Tuberculosis & Allied Diseases.
6.2.19	Central Council of Indian Medicine
6.2.20	Morarji Desai Institute of Yoga.
6.2.21	National Institute of Homeopathy
6.2.22	Rashtriya Ayurveda Vidyapeeth
6.2.23	HSCC, India Ltd.
6.2.24	Indian Medicines Pharmaceutical Corporation Ltd.
6.2.25	Hindustan Latex Ltd.
6.2.26	Port health organization, mumbai,
6.2.27	Port health organisation, kolkata.
6.2.28	Post health organisation, cochin
6.2.29	Port health organisation, chennai
6.2.30	Port health organisation, kandla
6.2.31	Port health organisation, marmagoa
6.2.32	Port health organisation, vishakhapatnam
6.2.33	Port health organisation, mandapam camp
6.2.34	Port health organisation sheva navi, mumbai
6.2.35	Airport health organisation, mumbai
6.2.36	Airport health organisation, kolkata
6.2.37	Airport health organisation, delhi
6.2.38	Airport health organisation, tiruchirapalli
6.2.39	Airport health organisation, chennai
6.2.40	Airport border quarantine, amritsar
6.2.41	Government medical store depot, mumbai
6.2.42	Government medical store depot, karnal
6.2.43	Govt. Medical store depot, chennai
6.2.44	Govt. Medical store depot, kolkata
6.2.45	Government medical store depot, guwahati
6.2.46	Government medical store depot, hyderabad
6.2.47	Government medical store depot, new delhi
6.2.48	Central drugs standard control organization, mumbai
6.2.49	Central drug standard control organisation, kolkata

6.2.50	Central drug standard control organisation, mumbai
6.2.51	Central drugs standard control organization ,ghaziabad.
6.2.52	Central drugs standard control organisation ,chennai
6.2.53	Central drugs laboratory, kolkatta
6.2.54	Central drugs testing labortory,chennai
6.2.55	Central drugs testing laboratory,thane,mumbai
6.2.56	Central indian pharmacopoeia laboratory, ghaziabad.
6.2.57	Regional drug testing laboratory,guwahati
6.2.58	Asstt. Drugs controller(i),mumbai
6.2.59	Asstt. Drugs controller(i),kolkatta
6.2.60	Asstt. Drugs controller(i),chennai
6.2.61	Asstt. Drugs controller(i),new delhi
6.2.62	Asstt. Drugs controller(i),nhava,mumbai
6.2.63	Asstt. Drugs controller(i),hyderabad
6.2.64	Asstt. Drugs controller(i),ahmedabad
6.2.65	Central drugs standard control organisation ,cochin.
6.2.66	Regional office of health & family welfare,kolkata
6.2.67	Regional office of health & family welfare, patna
6.2.68	Regional office of health and family welfare,lucknow
6.2.69	Regional office of health and family welfare,chandigarh
6.2.70	Regional office of health and family welfare,hyderabad
6.2.71	Regional office of health and family welfare,ahmdabad
6.2.72	Regional office of health and family welfare,chennai
6.2.73	Regional office of health and family welfare,shimla
6.2.74	Regional office of health and family welfare,srinagar
6.2.75	Regional office of health and family welfare,bhubeneswar
6.2.76	Regional office of health and family welfare,pune
6.2.77	Regional office of health and family welfare ,thiruvanthapuram
6.2.78	Regional office of health and family welfare,bhopal
6.2.79	Regional office of health and family welfare, Bangalore
6.2.80	Regional office of health and family welfare, Jaipur
6.2.81	Regional office of health and family welfare, Shillong
6.2.82	Jawaharlal institute of post graduate medical education and research, pondicherry
6.2.83	Lhmc and smt. S.k. Hospital, new delhi.
6.2.84	Kalawati saran childrens hospital,new delhi
6.2.85	Safdarjung hospital, New Delhi
6.2.86	Dr. R. M. L. Hospital, New Delhi
6.2.87	Central leprosy training research institute, Chengalpattu

6.2.88	All India Institute Of Physical Medicine And Rehabilitation, Mumbai
6.2.89	Serologist And Chemical Examiner, Institute Of Serology, Kolkata
6.2.90	Central Institute Of Psychiatry, Ranchi
6.2.91	Central Food Laboratory, Kolkata
6.2.92	Food Research And Standardization Laboratory, Ghaziabad
6.2.93	Central Research Institute ,Kasauli
6.2.94	B. C. G. Vaccine Laboratory, Chennai
6.2.95	National Institute Of Communicable Diseases ,Delhi
6.2.96	National Vector Borne Disease Control Programme, New Delhi
6.2.97	All India Institute Of Hygiene And Public He, Kolkataalth
6.2.98	Regional Leprosy Training And Research Institute ,Ganjam,Aska
6.2.99	Regional Leprosy Training And Research Institute ,Raipur
6.2.100	Regional Leprosy Training And Research Institute ,Bankura
6.2.101	National T. B. Institute, Banglore
7	Ministry of Home Affairs
7.1	Department of Coordination(Police Wireless)
8	Ministry of Human Resource Development
8.1	Department of Secondary & Higher Education
8.1.1	Central Tibetan Schools Administration (CTSA)
8.1.2	Dr. B.R. Ambedkar National Institute of Technology, Jalandhar
8.1.3	Educational Consultants India Ltd.
8.1.4	Indian Council of Social Science Research (ICSSR)
8.1.5	Indian Institute of Management, Indore
8.1.6	Indian Institute of Management, Kozhikode
8.1.7	Indian Institute of Management, Lucknow
8.1.8	Indira Gandhi National Open University (IGNOU)
8.1.9	Kendriya Vidyalaya Sangathan
8.1.10	Maharishi Sandeepani Rashtriya Ved Vidya Pratishthan
8.1.11	Malaviya National Institute of Technology, Jaipur
8.1.12	Maulana Azad National Institute of Technology, Bhopal
8.1.13	National Council of Educational Research & Training (NCERT)
8.1.14	National Council of Rural Institutes (NCRI), Hyderabad
8.1.15	National Institute of Open Schooling(NIOS)
8.1.16	National Institute of Technology, Calicut
8.1.17	National Institute of Technology, Durgapur
8.1.18	National Institute of Technology, Hamirpur
8.1.19	National Institute of Technology, Jamshedpur
8.1.20	National Institute of Technology, Kurukshetra

8.1.21	National Institute of Technology, Patna
8.1.22	National Institute of Technology, Raipur
8.1.23	National Institute of Technology, Rourkela
8.1.24	National Institute of Technology, Silchar
8.1.25	National Institute of Technology, Srinagar
8.1.26	National Institute of Technology, Surthkal
8.1.27	Navodaya Vidyalaya Samiti
8.1.28	S.V. National Institute of Technology, Sural
8.1.29	University of Allahabad
8.1.30	University of Delhi
8.1.31	Visva-Bharati
8.1.32	Visvesvaraya Institute of Technology, Nagpur
8.1.33	CBSE
8.1.34	Indian Institute of Information Technology Design & Manufacturing, Jabalpur
8.1.35	Indian Institute of Information Technology , Allahabad
8.1.36	Indian Institute of Information Technology , Gwalior
8.1.37	Indian Institute of Management, Bangalore
8.1.38	Indian Institute of Management, Kolkata
8.1.39	Indian Institute of Science Education & Research (IISER), Pune
8.1.40	Indian Institute of Science Education & Research, Kolkata
8.1.41	Indian Institute of Technology, Kanpur
8.1.42	Nagaland University
8.1.43	National Council for Promotion of Sindhi Language (NCPSL)
8.1.44	National Institute of Industrial Engineering (NITIE), Mumbai
8.1.45	National Institute of Technical Teachers' Training and Research, Bhopal
8.1.46	National Institute of Technical Teachers' Training and Research, Chandigarh
8.1.47	National Institute of Technical Teachers' Training and Research, Chennai
8.1.48	National Institute of Technical Teachers' Training and Research, Kolkata
9	Ministry of Information & Broadcasting
9.1	Ministry of Information & Broadcasting
9.1.1	All india radio:::kolkata
9.1.2	Chief engineer (nz), all india radio & doordarshan
10	Ministry of Law & Justice
10.1	Supreme Court of India
11	Ministry of Mines
11.1	Hind Copper Ltd.
11.2	Jawaharlal Nehru Aluminium
11.3	National Institute of X Miners' Health
12	Ministry of Petroleum & Natural Gas

12.1	Centre for High Technology (CHT)
12.2	Kochi Refineries Limited (KRL)
13	Ministry of Railways
13.1	Rail Vikas Nigam Ltd.
13.2	Northern Railway
14	Ministry of Rural Development
14.1	CL Advanced Rural Technology
15	Ministry of Science & Technology
15.1	Department of Scientific & Industrial Research
15.1.1	RRL, Bhopal
15.1.2	RRL, Bhubaneswar
15.1.3	RRL, Jammu
15.1.4	RRL, Jorhat
15.1.5	RRL, Thiruvananthapuram
16	Ministry of Shipping, Road Transport & Highways
16.1	Department of Shipping
16.1.1	Central Inland Water Transport Co. Ltd.
16.1.2	Directorate General of Shipping DG (S)
16.1.3	Hooghly Dock & Port Engineers Ltd.
16.1.4	Kandla Port Trust
16.1.5	National Ship Design and Research Centre
16.1.6	New Mangalore Port Trust
16.1.7	Dock Labour Boards at Kandla
17	Ministry of Small Scale Industries
17.1	Indian Institute of Entrepreneurship
18	Ministry of Social Justice & Empowerment
18.1	National Commission for Welfare of Religious and Linguistic Minorities
18.2	National Commissioner for Linguistic Minorities
19	Ministry of Tourism & Culture
19.1	Department of Culture
19.1.1	Centre for Cultural Resources and Training
19.1.2	Indira Gandhi Rashtriya Manav Sangrahalaya (National Museum of Mankind)
20	Ministry of Urban Development
20.1.1	Central Public Works Department, Headquarters
20.1.2	Chief Engineer (E) ER
20.1.3	Chief Engineer (CZ)
20.1.4	Deputy Director General (W)
20.1.5	Deputy Director General (Hort.)

		Annexure -3 : Ministry-wise abstract of Annual Returns (in Descending order of number of request received), (RTI Requests & Fees)													
SN	Ministry/ Department/ Organization	Number of Request opening balance	Number of requests received	Number of Request rejected	Number of Request transferred	Number of cases of disciplinary action taken against any officer in respect of administration of this Act	Total registration fee collected (Rs.)	Total additional fee collected (Rs.)	Total penalty levied & collected (Rs.)	Total of charges	Number of requests Disposed	Number of Appeals opening balance	Number of Appeals Received	Number of Appeals rejected	Number of Appeals accepted
1	Ministry of Home Affairs	3762	52353	2444	3523	2	458159	349784	2250	810193	17138	215	5018	1025	2474
2	Ministry of Communications &Information Tech.	742	20806	1004	7884	0	193082	34026	0	227108	12352	93	783	190	379
3	Ministry of Finance	1480	18830	6160	893	1	180406	149001	1250	330657	11440	242	3156	1963	1174
4	Ministry of Railways	350	11797	512	600	1	105570	100072	12750	218392	10685	0	1054	0	1054
5	Ministry of Urban Development	2390	10938	177	265	1	146711	107241	16000	269952	12764	188	691	12	831
6	Ministry of Personnel, Public Grievances & Pensions	101	5666	1090	578	0	52947	26088	0	79035	3619	4	494	326	96

7	Ministry of Defence	283	5521	734	654	0	38652	32701	0	71353	4053	18	521	326	111
8	Ministry of Labour & Employment	74	5242	682	78	0	10	88166	0	88176	514	10	90	0	0
9	Ministry of Petroleum & Natural Gas	206	4003	667	190	0	43430	9002	0	52432	3043	10	658	282	339
10	Ministry of Coal	170	3345	143	79	1	31205	67741	0	98946	3125	7	385	31	339
11	Ministry of Corporate Affairs	0	1080	0	12	0	27523	0	0	27523	0	0	0	0	0
12	Ministry of Consumer Aff., Food, & Public Dist.	7	1815	92	8	0	20217	32609	0	52826	1719	0	31	2	29
13	Ministry of Shipping, Road Transport & Highways	1306	2692	121	84	0	28042	52333	0	80375	2366	1	115	41	68
14	Ministry of Human Resource Development	71	2610	33	232	0	41812	5032	0	46844	1886	3	97	14	76

15	Ministry of External Affairs	10	2580	109	178	0	16940	3458	0	20398	2303	0	131	7	124
16	Ministry of Commerce & Industry	111	2052	129	96	0	20014	57740	2396	80150	1722	16	163	72	99
17	Ministry of Agriculture	65	1760	117	106	0	23708	29715	0	53423	757	4	58	27	31
18	Department of Atomic Energy	0	579	4	0	0	4662	9084	0	13746	49	0	0	0	0
19	Ministry of Steel	102	1662	167	56	0	15525	13962	0	29487	1521	5	246	146	105
20	Ministry of Science & Technology	172	1578	81	54	0	12390	27991	0	40381	1051	15	319	58	266
21	Ministry of Civil Aviation	100	1530	148	100	1	13988	3974	0	17962	1299	6	307	33	273
22	Ministry of Health & Family Welfare	2	1170	5	37	0	10662	4349	3282	18293	690	0	40	0	39
23	Ministry of Power	0	1161	103	32	0	10100	31740	0	41840	888	0	251	54	197
24	Prime Minister Office	19	1104	205	618	0	8030	614	0	8644	259	0	86	53	33
25	Ministry of Information & Broadcasting	36	1081	11	2	0	8571	9463	0	18034	356	1	5	5	1
26	Ministry of Environment & Forests	95	773	45	25	0	11415	42919	0	54334	740	5	47	13	33

27	Ministry of Water Resources	36	806	29	116	0	10687	13185	15500	39372	544	0	128	35	87
28	Ministry of Heavy Industry & Public Enterprises	0	793	65	1	0	8344	6884	0	15228	6	26	9	2	7
29	Ministry of Social Justice & Empowerment	0	688	0	17	0	6145	5434	25000	36579	0	0	45	0	2
30	Ministry of Law & Justice	69	630	4	79	0	2402	210	0	2612	422	4	43	33	10
31	President Secretariat	9	613	3	423	0	4340	0	0	4340	196	1	54	53	2
32	Ministry of Mines	13	635	32	46	0	5144	11500	0	16644	220	11	36	14	30
33	Ministry of Textiles	19	539	56	14	0	7301	1614	0	8915	486	1	20	3	17
34	Ministry of Chemicals & Fertilizers	8	318	26	36	0	2217	17584	0	19801	191	0	23	4	17
35	Election Commission Of India	0	301	4	31	0	1890	4611	0	6501	266	0	20	0	20
36	Ministry of Tourism & Culture	108	234	2	10	0	1810	1277	0	3087	220	0	8	0	8

37	Ministry of Agro & Rural Industries	1	207	20	7	0	1770	5081	0	6851	146	0	5	0	4
38	Ministry of Statistics & Programme Implementation	45	206	5	0	0	2010	1126	0	3136	201	0	43	3	40
39	Ministry of Small Scale Industries	14	195	9	11	0	3621	6322	0	9943	172	1	3	2	2
40	Cabinet Secretariat	0	177	20	123	0	1190	824	0	2014	34	0	18	13	0
41	Comptroller & Auditor General	0	155	14	5	0	1550	0	0	1550	136	0	10	8	2
42	Ministry of Housing & Urban Poverty Alleviation	6	131	5	2	0	750	19210	0	19960	93	0	7	1	6
43	Ministry of Tribal Affairs	2	120	11	1	0	1215	244	0	1459	110	0	8	2	4
44	Ministry of Women & Child Development	0	110	5	0	0	1040	4595	0	5635	0	0	0	0	0
45	Ministry of Rural Development	6	179	21	1	0	1620	867	0	2487	163	0	29	6	23

46	Department Of Space	4	94	51	0	0	940	1906	0	2846	40	0	25	24	1
47	Ministry of Youth Affairs & Sports	0	77	0	0	0	770	428	0	1198	77	0	5	0	5
48	Planning Commission	32	71	0	3	0	530	5628	0	6158	2	0	1	0	1
49	Ministry of New & Renewable Energy	0	63	12	0	0	420	85	0	505	51	0	3	3	0
50	Ministry of Parliamentary Affairs	0	63	0	0	0	160	443	0	603	63	0	3	0	3
51	Ministry of Earth Sciences	0	47	1	3	0	190	0	0	190	37	0	0	0	0
52	Ministry of Overseas Indian Affairs	0	45	2	5	0	470	0	0	470	38	0	2	1	1
53	Ministry of Food Processing Industries	0	44	7	0	0	480	0	0	480	37	1	0	0	0
54	Ministry of Development of North Eastern Region	0	38	1	2	0	280	844	0	1124	35	0	2	0	2
55	Vice President Secretariat	0	12	0	4	0	20	46	0	66	8	0	0	0	0

56	Ministry of Minority Affairs	0	75	0	4	0	270	639	0	909	71	0	2	1	1
57	Ministry of Panchayati Raj	0	10	0	3	0	0	0	0	0	7	0	0	0	0
Total		12026	171404	15388	17331	7	1593347	1399392	78428	3071167	100411	888	15298	4888	8466

Annexure-4: Ministry wise abstract of Annual Returns (number of times requests rejected- Provisions invoked for rejection)																
	Request received	Request Rejected	Section8(1)										Other Sections			
			(a)	(b)	(c)	(d)	(e)	(f)	(g)	(h)	(I)	(j)	9	11	24	Other
Cabinet Secretariat	177	20	0	0	0	0	0	0	0	0	12	0	0	0	0	8
Comptroller & Auditor General	155	14	0	0	0	0	0	0	0	5	0	17	0	0	0	0
Department of Atomic Energy	579	4	5	0	1	6	7	0	0	2	1	18	0	0	0	11
Department Of Space	94	51	0	0	0	1	0	0	0	1	0	21	0	0	0	44
Election Commission Of India	301	4	0	0	0	0	3	0	0	0	0	1	0	0	0	0
Ministry of Agriculture	1760	117	3	2	1	8	6	1	4	16	2	42	0	0	0	32
Ministry of Agro & Rural Industries	207	20	0	0	0	0	0	0	0	5	0	0	1	0	0	15
Ministry of Chemicals & Fertilizers	318	26	2	0	0	0	1	1	0	8	0	11	0	3	0	5
Ministry of Civil Aviation	1530	148	1	1	1	16	7	0	6	4	3	22	0	1	3	92

Ministry of Coal	3345	143	6	2	0	8	7	0	4	14	2	64	0	1	0	55
Ministry of Commerce & Industry	2052	129	2	11	2	50	3	1	1	14	3	32	1	8	0	31
Ministry of Communications & Information Tech.	20806	1004	5	13	0	97	85	3	18	126	19	417	5	54	0	220
Ministry of Corporate Affairs	1080	0	0	0	0	0	0	0	0	0	0	0	0	0	0	0
Ministry of Consumer Aff., Food, & Public Dist.	1815	92	1	0	0	11	3	1	1	36	0	14	1	2	0	22
Ministry of Defence	5521	734	24	0	6	41	25	19	20	14	0	71	0	7	84	526
Ministry of Development of North Eastern Region	38	1	0	0	0	0	0	1	0	0	0	0	0	0	0	0
Ministry of Environment & Forests	773	45	0	0	0	4	2	0	0	6	1	5	0	0	0	27
Ministry of External Affairs	2580	109	1	0	0	0	0	0	0	1	0	107	0	1	0	5
Ministry of Finance	18830	6160	79	49	6	1056	678	21	90	518	105	2175	35	172	73	2132
Ministry of Food Processing Industries	44	7	0	0	0	0	0	0	0	0	0	0	0	0	0	7
Ministry of Health & Family Welfare	1170	5	0	0	0	0	0	0	0	2	0	3	0	0	0	0
Ministry of Heavy Industry & Public Enterprises	793	65	2	0	0	23	1	1	0	5	2	14	0	0	0	20
Ministry of Home Affairs	52353	2444	6	12	5	75	107	7	590	414	29	240	25	213	235	501
Ministry of Human Resource Development	2610	33	0	2	1	5	4	0	0	3	0	14	0	2	0	3
Ministry of Information & Broadcasting	1081	11	0	0	0	0	1	0	0	6	4	2	0	2	0	14
Ministry of Labour & Employment	5242	682	0	0	0	0	26	2	12	2	3	59	1	8	24	545
Ministry of Law & Justice	630	4	0	0	0	2	2	0	0	0	2	2	0	0	0	0
Ministry of Mines	635	32	2	2	0	15	0	1	2	1	1	9	0	3	0	7
Ministry of New & Renewable Energy	63	12	0	0	0	7	0	0	0	6	0	1	0	1	0	3
Ministry of Earth Sciences	47	1	0	1	0	0	0	0	0	0	0	0	0	0	0	0

Ministry of Overseas Indian Affairs	45	2	0	0	0	0	0	0	0	0	2	0	0	0	0	0
Ministry of Panchayati Raj	10	0	0	0	0	0	0	0	0	0	0	0	0	0	0	0
Ministry of Parliamentary Affairs	63	0	0	0	0	0	0	0	0	0	0	0	0	0	0	0
Ministry of Personnel, Public Grievances & Pensions	5666	1090	4	5	2	440	22	3	35	196	24	48	2	2	0	483
Ministry of Petroleum & Natural Gas	4003	667	0	2	1	245	54	0	24	58	18	117	6	2	0	220
Ministry of Power	1161	103	5	0	0	25	23	1	2	5	3	41	1	3	0	23
Ministry of Railways	11797	512	4	5	0	32	53	17	55	30	11	107	0	10	0	188
Ministry of Rural Development	179	21	0	0	0	0	7	0	0	6	1	7	0	0	0	0
Ministry of Science & Technology	1578	81	4	2	0	12	29	0	2	29	2	35	0	3	0	42
Ministry of Shipping, Road Transport & Highways	2692	121	1	0	0	16	16	0	4	11	1	32	0	0	0	64
Ministry of Small Scale Industries	195	9	0	0	0	1	0	0	0	2	0	1	0	0	0	7
Ministry of Social Justice & Empowerment	688	0	0	0	0	0	2	0	0	3	0	2	0	0	0	3
Ministry of Statistics & Programme Implementation	206	5	0	1	0	0	0	0	0	0	0	1	0	0	0	3
Ministry of Steel	1662	167	0	0	0	41	12	0	0	11	3	51	2	1	0	93
Ministry of Textiles	539	56	0	0	0	8	0	0	0	4	0	28	0	2	1	13
Ministry of Tourism & Culture	234	2	0	0	0	0	0	0	0	0	0	2	0	0	0	0
Ministry of Tribal Affairs	120	11	0	0	0	5	0	0	0	5	4	0	0	1	0	3
Ministry of Urban Development	10938	177	0	3	0	6	0	0	1	5	2	102	0	3	0	64
Ministry of Urban Employment & Poverty Alleviation	131	5	0	0	0	2	0	0	0	0	0	2	0	0	0	1

Ministry of Water Resources	806	29	0	0	0	0	0	1	0	9	0	16	0	1	0	10
Ministry of Women & Child Development	110	5	0	0	0	0	0	0	0	0	0	5	0	0	0	0
Ministry of Youth Affairs & Sports	77	0	0	0	0	0	0	0	0	0	0	0	0	0	0	0
Planning Commission	71	0	0	0	0	0	0	0	0	0	0	0	0	0	0	0
President Secretariat	613	3	0	0	0	0	0	0	0	0	0	0	0	0	0	3
Prime Minister Office	1104	205	1	0	0	0	0	0	1	0	0	3	0	2	0	198
Vice President Secretariat	12	0	0	0	0	0	0	0	0	0	0	0	0	0	0	0
Ministry of Minority Affairs	75	0	0	0	0	0	1	0	0	1	0	0	0	0	0	0
Total	171404	15388	158	113	26	2258	1187	81	872	1584	260	3961	80	508	420	5743

**OUTCOME AND
RECOMMENDATIONS
OF THE
NATIONAL CONVENTION
On
‘One Year of RTI’**

13TH TO 15TH OCTOBER, 2006

Central Information Commission

Block IV, Old JNU Campus, New Delhi - 110067

Central Information Commission

Block No. 4, 5th Floor,

Old JNU Campus,

New Delhi

Central Information Commission had organized a National Convention on one year of RTI during 13-15th October, 2006. Hon'ble President of India Dr.A.P.J. Abdul Kalam had inaugurated it on 13th October, 2006 and Dr. Manmohan Singh, Prime Minister of India addressed a valedictory to the Convention.

During the Convention four Panels were formed to deliberate on various topics.

Panel No. 1 consisted of the following :

1. Mr. K. K. Misra, Chief Information Commissioner, Karnataka :
Chairperson
2. Dr S. V. Joshi, Chief Information Commissioner, Maharashtra
3. Dr. Kaustuv Bandhopadhyay, National Coordinator, PRIA
4. Mr Biswajit Bhattacharya, Advocate, Supreme Court
5. Commissioner of Police, Delhi represented by Ms. Sonali Singh, DCP

Panel No. 1 deliberated on **"One year of RTI – Taking Stock - Its Success and Shortcomings"**

Panel No. 2 consisted of the following :

1. Dr. R. S. Tolia, Chief Information Commissioner, Uttaranchal, :
Chairperson
2. Mr. B.N. Yugandhar
3. Ms. Shailaja Chandra
4. Mr. Sarabjit Roy
5. Mr. Trilochan Shastry
6. Mr. V. Ramachandran
7. Mr. K. Balkrishnan
8. Prof. M.M. Ansari, Information Commissioner, CIC

Panel No. 2 deliberated on **"Approaches to maximum Disclosure and promotion of open Government especially with emphasis on Improving Information Storage, maintenance and thereby faster Retrieval"**.

Panel No. 3 consisted of the following :

1. Mr. Anna Hazare : **Chairperson**
2. Mr. Shailesh Gandhi
3. Lt. Gen. S. Pattiburman
4. Mr. Anand Swarup
5. Mr. M. Sridhar
6. Mr. S. C. Khuntia

Panel No. 3 deliberated on **“Dealing with the Challenges before the RTI and Chalking out a Roadmap for the future, including creating awareness till the grassroots level and simplification of procedures”**.

Panel No. 4 consisted of the following :

1. Mr. S. Ramakrishnan, CIC, Tamilnadu
2. Justice Mr. Mohd. Asgar Khan, CIC, UP
3. Mr. G. Madhavan, CIC, Haryana
4. Mr. P. Talitemjen Ao, CIC, Nagaland
5. Mr. Rajan Kashyap, CIC, Punjab
6. Mrs. Padma Balasubramanian, Information Commissioner, CIC

Panel No. 4 deliberated on **the issues raised by Chief Information Commissioners and Information Commissioners of various States of the country**.

The reports presented by these Panels are placed at Appendix 1, 2, 3 and 4 respectively. There was a Session of the "Citizens' Speak" where citizens were given an opportunity to present their views during the Convention either on the stage or in writing. Views of some of these are placed at Appendix - 5.

NATIONAL CONVENTION ON ONE YEAR OF RTI

REPORT OF PANEL - I

(13-15 October 2006)

**ONE YEAR OF RIGHT TO INFORMATION: TAKING STOCK - ITS
SUCCESS AND SHORTCOMINGS**

Members:-

- 1. Mr. K.K. Misra, Chief Information Commissioner, Karnataka :
Chairperson**
- 2. Dr S.V. Joshi, Chief Information Commissioner, Maharashtra**
- 3. Dr. Kaustuv Bandhopadhyay, National Co-ordinator, PRIA**
- 4. Mr Biswajit Bhattacharya, Advocate, Supreme Court**
- 5. Commissioner of Police (Represented by Ms Shalini Singh Dy. CP Delhi Police)**

Mr P K Gera, Registrar, Central Information Commission was the Rapporteur for the panel.

The Right to Information Act which came into effect from 12 October 2005 promised to empower the people of India with free flow of information from the government. The first year of its existence saw a mixed bag of experiences for all stakeholders including the public, the civil society, the public authorities as well as the Information Commissions.

With the views that have emerged from different stake-holders and the proceedings of panel's discussions, this report focuses only on the shortcomings in the working of the Act so far and the roadmap for the

future¹. The shortcomings have been identified vis -a-vis the benchmark of public expectations that the Act would help them in securing services from Government such as water and electricity connections and, ration cards, driving licences, passports etc. The following emerged as the main areas of concern.

1. **Appointment of Public Information Officers by Public Authorities u/s 5(1):** While Public Information Officers have been appointed by most of Public Authorities and the process of accessing information by people has started, there are still many public authorities that are yet to designate/notify PIOs.² Even where they have been designated/notified, particulars of all such functionaries is still not available at one place. Most public authorities, particularly at the district level, do not display names and details of PIOs on their notice boards etc. making it difficult for the public to know where the application is to be submitted. Officials who do not have easy access to information or are too junior are often appointed as PIOs.³ There is also a lack of uniformity in the States in identifying the competent levels of officials for discharge of this function.⁴

2. **Suo moto Disclosures u/s 4:**

In the Central government, 43% Ministries/Departments/Public authorities are reported to have less than 50% compliance, 26% have between 50-70% compliance and only 17% of Ministries/Departments/Public authorities have complied with more than 70% of the provisions of Section 4. No compliance data is available for 14% of Ministries/

¹ Reported data of a study by CMS has been used. Inputs have also been received from State Information Commissions (SIC), NGOs, etc. The findings of a significant study conducted by the NGO PRIA on how the Act has been functioning in 12 States have been noted in the report.

² 53% of public authorities do not provide any information at all about their PIO.

³ Punjab Police has appointed the SSP as PIO at the field level whereas at the HQ, the PIO is an IG rank officer.

⁴ In Uttaranchal, Sarpanch is the PIO; in Himachal Pradesh, BDO is PIO even for Gram Panchayat]. PIOs are not being appointed according to requirement. [In Kerala, DoPT has 42 PIOs but Kerala Water Authority has only 1 PIO.

Departments/Public authorities. States and union territories have averaged a compliance of 29%. only.⁵

- There is no systematic monitoring of the voluntary disclosures for their quality.
- Incomplete/insufficient disclosures have no penal consequences for public authorities
- There has also been no compliance of Section 4(2), which requires public authorities to explore what information is needed by the citizens and *suo-moto* disclose it.

3. **Experience of seeking information from Public Authorities:**

- Fees charged and the manner of payment are not uniform. Some States charge very high fees which is against the spirit of the Act.⁶ There is confusion about the head of accounts to which the application fee is to be credited. Bank drafts prescribed in some States mean Rs.35 commission for an application fee of Rs. 10.⁷ Payment by way of postal Orders and non judicial stamps is applicable only in few states.
- Applicants have to resort to sending their applications by registered post since officials avoid accepting their applications in person. Most of the PIOs at state level and district level are not cooperative and they sometimes threaten the applicants forcing them to withdraw applications.

⁵ The top five states and union territories are Madhya Pradesh (87%), Uttaranchal (76%), Chandigarh (70%), Punjab (64%) and Delhi (54%). Of the most useful information to citizens, only 37% gave the details of department budgets, 20% published the manner of execution of subsidies and 23% listed the projects undertaken by the department.

⁶ States like Haryana and Tamil Nadu charge Rs 50, whereas Maharashtra and Orissa charge Rs 25 for an appeal. Andhra Pradesh charges no fee at the village level. The mandals and the district -level organizations charge a slightly higher amount.

⁷ In UP, only a few departments accept fees in cash and issue proper receipts. Most departments ask people to submit the fees through Chalan in the Treasury, something which is not provided for in the rules. Some applicants have been directly attaching a Rs. 10 note with their application and sending their applications by post which are being accepted.

- People in rural areas find the appeal process expensive as they have to come to the capital for the hearings.⁸ The location of the Commissioners in the State and Centre at the capital cities discourages the poor from filing appeals.
- Very often the information provided is turning out to be incomplete, misleading and unclear. The government departments don't always comply with the orders of the Information Commission. The process to be adopted by the Commission to enforce its orders is unclear.
- Since the Act has not been publicized very well, the users are largely government employees and the educated urbanites. BPL exemptions are being misused by unscrupulous elements.⁹
- The judiciary is expected to frame its own rules for dissemination of information under the Act. Apart from the Supreme Court, only a few High courts in the country like Karnataka have framed the rules and designated PIOs and AAs as required by the Act. Some, like the Bombay High Court, have still not complied with the provisions. Supreme Court has suggested amendment to the act so that the second appeal in their cases may not lie before the Central Information Commission but with the Registrar General of the Supreme Court.
- The Police is flooded with requests from lawyers and the media which may hamper investigations and affect security. The Delhi Police and the CBI wish to be included in the Second Schedule as exempted organisations.

⁸ Fees for appeal exist in MP, Orissa, Maharashtra and Chattisgarh.

⁹ Haryana SIC has interpreted the provision as granting of exemption only for payment of application fee and not for the cost of the information.

4. **Experience with Appellate Authorities and the Information Commission:**

- Identification of First Appeal authority is difficult particularly in cases where applicants do not receive information within the stipulated time frame and have to file the first appeal. Under section 7(8) of the Act PIOs are duty bound to provide details of the appellate authority if they refuse information. But not all PIO provide these details, particularly, when they have provided incomplete information or have sent only an interim reply to the RTI request. Only a very few are finally able to approach the Information Commission.¹⁰
- The reluctance of the Information Commissioners to use the penalty clause against officials providing wrong or no information has been an issue of discontent.¹¹ The Commissioners feel that indiscriminate use of the clause may lead to collapse of the administrative machinery more so because these are still early days of implementing a whole new concept of governance. There is a misunderstanding that the penalty is fixed and automatic, but the Act requires the Commission to follow principles of natural justice. The panel noted that once it is decided to impose the penalty the Act in present form does not provide discretion to the Commissioners to determine the amount. The Commissioners should be given some discretion in imposing penalty under section 20 of the Act as the fine imposed on the PIO not only damages his career prospects but also hurts him financially. In present form, the Commissioners may be forced to impose penalty that will appear to be disproportionate to the lapse. The suggested

¹⁰ In Karnataka, the SIC has adopted a policy of not insisting that the complainant must avail the remedy of first appeal before lodging a complaint u/s 18 of the RTI Act. Whenever a request for information is rejected, section 19 provides the applicant with the remedy of first appeal to the officer, senior in rank to the PIO. However, the applicant can also make a complaint to the Commission under section 18 of the Act.

¹¹ Very few States, barring Goa and Karnataka, have invoked the clause. In Delhi, the CIC invoked the clause in two cases and later withdrew the penalty in one case.

discretion may encourage the Commissioners to impose penalties in more number of cases.

- NGOs alleged that while Commissioners dismissed a case if the complainant didn't show up or was late for some reason, the government departments from whom the information was being sought were given a number of chances to appear and not penalized if they failed to provide the desired information. As a result, an impression was being created that the government departments needn't take this Act very seriously. The rules must provide that the appeals/complaints under the Act shall not be dismissed due to non-appearance of appellants/complements but shall be decided on merits in all cases based on available material.
- The Information Commissions are also not playing any role in overseeing the proper implementation of the Act or preparing the PIOs to fulfil their duties and responsibilities in accordance with the Act.
- The powers under the Act for enforcing the Commission's orders are limited in the face of sometimes open recalcitrance of public authorities. ICs have also not been following up on the directions to check compliance.¹²

5. **Appointment of Information Commissioners and their Autonomy:**

- Most of the states surveyed in the CMS study had only two Information Commissioners (IC), while States like Gujarat, Madhya Pradesh, West Bengal, Himachal Pradesh and Maharashtra had appointed only one IC.¹³

¹² In Punjab, the SIC does not close a case unless compliance is confirmed.

¹³ State Information Commissions have been constituted in all states (except Arunachal Pradesh), but in some states like Bihar, Jharkhand, Uttar Pradesh, Himachal Pradesh, Haryana and Rajasthan, the constitution of SIC was delayed by several months.

- The Commissions have not been provided with adequate infrastructure e.g. office, computers, staff, funds etc. There is no clarity on their administrative and financial powers. Governments have not kept up with their obligations u/s 13(6) of the Act to provide adequate staff. The Commission has to rely on the government for all its infrastructure including physical, financial and manpower, etc.¹⁴ The Commissions' autonomy is therefore compromised and they are unable to function *autonomously without being subjected to directions by any other authority under this Act* [s.12(4) and s.16(4)]. The restrictions on recruitment imply that the Commissions are understated. Their budgets are also subject to approval by the administrative departments to the extent that the CIC and some SICs have no powers of re-appropriation.
- The government is still to define the warrant of precedence issue with regard to the ICs.

6. **Public Authority:**

Even enumeration of public authorities is a herculean task given the huge numbers of public authorities¹⁵ Various Public Authorities like the electric distribution companies of Delhi (known as DISCOMS), and Association of Indian Universities have dragged the Central Information Commission to the High Courts on being declared as Public Authorities under the Act. Governments need to notify all its authorities specifically u/s 2(h) to dispel all doubts in this regard.

7. **Monitoring of Performance under the Act:**

There is clearly a need for effective monitoring, review and auditing of the implementation of the Act. Annual Reports by CIC/ SICs under s.25 is based on information furnished by the Government departments without

¹⁴ In CIC, 72 posts have been created but not all have been filled.

¹⁵ In Karnataka alone, there are about 55000 registered Co-operative Societies, 25000 aided educational institutions and 5652 Gram Panchayats taking the total number of public authorities well beyond 1,00,000.

the benefit of any independent cross-check. The Commissions need to be given a separate set up with adequate staff for effective monitoring of its orders and for conducting cross-checks wherever necessary. Perhaps the Commission could engage the services of retired officers and renowned members of the Civil Society for this purpose.

8. **Creating Awareness u/s 26:**

- Very little action has been taken under this section. Nodal agencies in the states have initiated the process of training PIOs in Uttaranchal, MP Chattisgarh, Andhra Pradesh, Rajasthan and Kerala. Centre for Good Governance, Yashada (Pune) and Public Administrative Training Institutes are handling the training of PIOs. This itself is a huge task and necessary budget needs to be provided.¹⁶
- Nodal agencies in some states (AP, MP, Uttaranchal) have prepared learning materials on RTI (in English, Hindi and local languages) and template for suo moto disclosure of information.
- Government has not undertaken any campaign, either in electronic or print media for making RTI popular among citizens, while it regularly launches campaigns on achievements of railways, health programmes, etc. This gap has so far been partly filled by NGOs and the media by publishing handouts.

This historic piece of legislation can be said to have been only partially successful. Public Authorities and Public Information Officers are becoming aware of their full responsibilities. Citizens are learning of the power of information in their hands. It has been a learning experience for each entity involved in the working of the law. But there is still need to tap the full potential of the Act. RTI activists are optimistic despite the initial hiccups and believe that the Act has indicated that it is a powerful weapon to change

¹⁶ In Uttar Pradesh alone, Panchayat secretaries of 52,000 GPs (Gram Panchayat) are to be trained and the budget of SIC (UP) is Rs. 10 lakhs per annum.

the work culture in Government. Much would hinge on the seriousness of Central and State Governments and Public Authorities in fulfilling their obligations under the Act and ensuring removal of difficulties in the functioning of the Act including the important aspect of autonomy of the Central and State Information Commissions.

Recommendations :

Roadmap for the future:

- The definition of 'Information' under sec 2(f) needs to be interpreted in the spirit of proviso to Section 8(1)(j). Citizen's charters should be included under Section 4(1)(b), as a large number of RTI requests emerging in States were due to failure of various public authorities to provide delivery of services expected from them.
- The Competent authority under the Act should notify all its public authorities under sec 2(h) of the Act to remove any ambiguity in this regard.
- Effective implementation of s. 4(1) (a) requires records management policies and procedures made compatible with the RTI Act. In the spirit of this Act, the disclosure of the decisions should be the norm; the public authorities should initiate measures so that as far as practicable, all its decisions are mandatorily disclosed on its website. Extensive computerisation and networking is essential. Each Public Authority must provide for a certain percentage of their budget for this purpose till the Commission is satisfied with state of computerisation of records of the Public Authority.
- Disclosures under Section 4 and their adequacy (including the citizens' charter) should be made enforceable either through the Head of the Public Authority or through the PIO who in these circumstances needs to be of a sufficiently senior rank.

- The Commission should be empowered to enforce its decisions including penalising the Head of the Public Authority for continued contempt of its orders.
- Disclosures under Section 4 should be printed and periodically updated. It should be obligatory for the public authorities to publish the disclosures in their Annual Reports.
- The scope of "suo moto" disclosure of information by public authorities needs to be expanded to minimise citizen's resort to RTI to get information needed by them. Citizen's charter should therefore form an integral part of s. 4(1)(b) disclosures so that the public is aware of the commitments of a Public Authority towards the Citizen.
- PIOs need to be of adequately senior in rank in the organisation having adequate infrastructure to meet the demands of information sought under the Act. PIOs need training to be sensitive to the needs of the people and informed about their functions. For this additional work, they could be suitably compensated. A reference to this effect may be made to the Sixth Pay Commission set up by the Central Government.
- As regards penalties which can be imposed u/s 20, Commissions should be given overriding powers to decide the quantum within the parameters of the provisions of this section.
- Each Public Authority should fulfil its obligations u/s 26 of dissemination of knowledge amongst citizens. Adequate budget for this purpose must be provided.
- Independence of Commissions and effective discharge of their duties cannot be guaranteed without granting them full financial and administrative autonomy. The expenditure of the Commission should

therefore be 'charged' upon the Consolidated fund of the State and Centre for respective Commissions.

- The Commissions should put in place mechanisms for Monitoring/review/auditing of information/orders with sustained follow-up to overcome deficiencies in implementation.
- Each Public Authority needs to frame time-bound action plan for the implementation of RTI Act, with outcome budget and clear-cut physical targets. They should also be made accountable for not fulfilling the obligations u/s 4 and 5.
- The judiciary needs to initiate measures for effective implementation of the RTI for which it should frame rules as required under the Act.
- The judiciary could also consider giving priority to disposal of cases where Public Authorities have withheld Information on stay of Commissioners' orders.
- The civil society must continue building pressure on public authorities to ensure the implementation of the Act in letter and spirit. There is need for formal involvement of intermediary civil society organisations to train the PIOs and APIOs in collaboration with other government nodal agencies.
- Section 30 provides for issuing notifications for removal of difficulties within two years of the commencement of the Act. A Committee of Information Commissioners of Centre and State having representations from all stakeholders may be formed to suggest suitable modifications including amendments to the Act. . If any amendments to the Act are required, appropriate legislative measures could be taken up.

NATIONAL CONVENTION ON ONE YEAR OF RTI

REPORT OF PANEL - 2

(13-15 October 2006)

**APPROACHES TO MAXIMUM DISCLOSURES AND
PROMOTION OF OPEN GOVERNMENT ESPECIALLY WITH
EMPHASIS ON IMPROVING INFORMATION STORAGE,
MAINTENANCE AND THEREBY FASTER RETRIEVAL.**

Panelists: **Dr. R.S. Tolia, CIC, Uttaranchal, Chairpers on**
Mr. B.N. Yugandhar
Ms. Shailaja Chandra
Mr. Sarabjit Roy
Mr. Trilochan Shastry
Mr. V. Ramachandran
Mr. K. Balkrishnan
Prof. M.M. Ansari

General: As most of the participants, who attended the Panel discussions belonged to the Central Ministries/Departments/Public Sector Undertakings, the issues and questions raised related to the Central Public Authorities. State issues remained under-represented.

2. Publication of the 16 theme Manuals, as given in section 4 (1) (b), and dissemination widely in a suo moto mode is the most important obligation of all Public Authorities and the same has been found to have been done in an unsatisfactory manner. It is evasive, incomplete and mostly not adequate

for the purpose for which it is required. This requires immediate attention and supervision.

3. The Central Information Commission and the State Information Commissions must use the Monitoring and Reporting powers given to them under section 25 of the RTI Act and ensure their satisfactory compliance as is being done by Uttaranchal Information Commissioner. This has also been recommended by the Second Administrative Reforms Commission in their first Report which is on RTI Implementation.

4. For a satisfactory compliance of the provisions of section 4 it is also essential to re-visit and review the way the Public Authorities conduct their business, as without such a thorough review it would not be possible to undertake a satisfactory compliance of suo moto disclosures.

5. All Public Authorities must immediately update, multiply and develop hard and soft copies of all Acts, Rules, Manuals, Codes, Regulations, Govt. Resolutions/Government Orders, as section 4 (1) (b) (vi) covers this category of documentation. In many cases the Acts have not been updated, or taken off the Statute books or printed in an updated manner. The Public Authorities (Ministries/Departments) who are administratively responsible to undertake it must be made accountable to complete the task and report it to the CIC or the SIC, as the case may be.

6. All Public Authorities must also re-visit their processes (viz. their decision-making systems/processes) as section 4 (1) (b) (iii) provides for its disclosures and which has been found wanting in most of the so-called suo moto disclosures put on the web so far. This is a major task which all Public Authorities must complete on a top-priority basis.

7. The present status of record maintenance and destruction is in a state of utter neglect both in the Centre and the States. The weeding Rules which should have been drafted, and kept updated, are either in a state of utter neglect or non-existent in most of the Public Authorities. All Public Authorities must quickly review it. Their existing weeding Rules framed under the Destruction of Records Act, 1917. These weeding Rules Must provide the period of retention of each type of records maintained by each Public Authorities. The condition and maintenance of Record Rooms need to be improved at once, to facilitate quick retrieval of record demanded. Wherever any record/document is not traceable its absence must be explained in context of the Weeding Rules in place in a particular Public Authority. Clear out accountability must be fixed for delays or non-traceable list of any document with reference to the Weeding Rules.

8. Each Public Authority must review its decision relating to nomination of the Public Information Officer to ensure that PIOs are not over-loaded with the RTI work and they share it equitably within the organization. No standard prescription can be made in this regard as the P.A.s vary in size, spread, resources and transaction of documents. The Chief Executive of the P.A.s must judiciously divide the PIO work.

9. As Ministries and Departments annually prepare their Annual Reports and present it to the Hon. Members of Parliament & State Assemblies. The contents and scope of these Annual Reports could also be suitably modified to address some of the suo moto disclosure information prescribed under section 4 (1) (b) (i) to (xvi). Public Authorities may consider this recommendation 4 (1) (b) provisions.

10. Extensive use of I.T may be resorted to satisfactory address the Obligations related to suo-moto disclosures and this task may be taken on a Mission Mode during the Eleventh Plan Period.

11. A massive round of training of CPIOs/SPIOs must be undertaken to achieve the Objective of Maximum Disclosure and Promotion of Open Governance. In this regard particular attention of the CPIOs and SPIOs be drawn towards the provision contained in section 25 (5) wherein they are expected to exercise their functions conforming to "the provisions or spirit of" the RTI act. They must not be over-technical in meeting the demands made on them out also look at the spirit and intent behind asking the question. This alone would promote an open-governance regime, one of the intended objective of the RTI Act.

12. As regards various clarifications e.g. definitions of public authority or individual or substantially financed self-governing institutions etc. The CIC and SICs should act in a pro-active manner as only through such a process many of the existing grey areas would get defined more clearly.

13. The Central Information Commission and the State Information Commissions will have to pro-actively take initiatives and fill a perceived space, if one is perceived. They must use the provisions like the one contained in section 25 (Monitoring and Reporting) to take a lead themselves, if the appropriate government is failing to take initiative. They are expected to precipitate issues if there exists a doubt or clarity is wanting in the Act.

14. Effective measures be taken urgently to ensure that compliance of section 4 RTI reaches to the levels closer to the villages.

“सूचना के अधिकार का एक वर्ष – राष्ट्रीय सम्मेलन

पैनल 3 की रिपोर्ट

पैनल का विषय : “सूचना का अधिकार अधिनियम के सामने आनेवाली चुनौतियों से निपटना और निचले स्तर तक जागरूकता लाना तथा योजना तैयार करना”

पैनल मैम्बर

1. श्री अन्ना हजारे
2. श्री शैलेश गोंधी
3. लै0 जनरल एस. पट्टीबर्मन
4. श्री आनंद स्वरूप
5. श्री एम. श्रीधर
6. श्री एस.सी.खुंटिया

1. सर्वप्रथम 10 रुपये का एक पोस्ट स्टाम्प सूचना के अधिकार के लिए बनाया जाए जो कि सभी डाकघरों में प्राप्त हो सकें। पूरे देश में एक ही तरह का प्रपत्र चलना चाहिए ताकि लोगों को अधिक सुविधा प्राप्त हो सके।

स्टाम्प के माध्यम से निर्माण होने वाला निधि सूचना अधिकार अधिनियम के प्रचार प्रसार के लिए उपयोग किया जाए।

2. सूचना अधिकार अधिनियम के प्रचार प्रसार के लिए यह आवश्यक है कि हम आकाशवाणी, दूरदर्शन, रेडियो आदि जो कि गांवों और कस्बों में लोगों की जानकारी का साधन है, का अधिक उपयोग करें। साथ ही पोस्टर पत्रिकाएं भी लोगों की मातृ भाषा

में हो और वह सरकार द्वारा सरल भाषा में प्रकाशित हो । यह प्रकाशन सामग्री सभी डाकघरों, तहसीलों, ग्राम स्तर के पंचायत कार्यालयों तथा बैंकों में लगनी चाहिए और वितरित किये जाने की सुविधा हो ।

3. विद्यालयों में सूचना के अधिकार के बारे में जानकारी पाठ्यक्रमों में होनी चाहिए ताकि बच्चे विवकेशील हों तथा इस अधिकार को पहचान सकें । इसके अलावा नुक्कड़ नाटकों, समाओं तथा प्रतिस्पर्धाओं द्वारा इसको अधिक से अधिक प्रसारित करना चाहिए । स्कूलों में अध्यापकों को इसके बारे में प्रशिक्षित किया जाना चाहिए ।

4. इस अधिकार के बारे में जागरूकता बढ़ाने के लिए सरकार को स्वयं सेवी संस्थाओं को बढ़ावा देना चाहिए तथा जो भी स्वयं सेवी संस्थाएं इस कार्य में लगी हैं उनका सहयोग लेकर इस कार्य को आगे बढ़ाना चाहिए ।

5. अपीलीय अधिकारी के स्तर पर जो निर्णय होते हैं वह कई बार मौखिक रूप से कहे तथा सुनाए जाते हैं । अपीलीय निर्णय लिखित होने चाहिए ।

6. कई संस्थाओं में यह पाया गया है वे कि जो नियम बना रहे हैं ये सूचना अधिकार अधिनियम, 2005 कानून के दायरे में नहीं आते ऐसे भी सूचनाये (परिपत्र) निकाले जा रही है । प्रत्येक संस्था को यह अधिकार दिया जाना चाहिए की वह अपने नियम बनाए परन्तु जो भी नियम बनता है वह सूचना अधिकार अधिनियम, 2005 कानून के दायरे में ही होना चाहिए । जो भी इसका उल्लंघन करें तो केन्द्रीय सूचना आयोग को इसका ध्यान लेकर सही आदेश पारित करना चाहिए ।

7. जो भी आयोग के ऐसे निर्णय हों चाहे वह राष्ट्रीय स्तर पर हो, राज्य स्तर पर जहाँ अगर सूचना नहीं दी जा रही हो तो ऐसा करने के कारणों को अधिनियम के प्रावधानों के अंतर्गत स्पष्ट किया जाना चाहिए ।

8. आयोग के निर्णय अधिक से अधिक 90 दिनों में पारित होने चाहिए तथा यह भी आवश्यक होना चाहिए कि यदि सुनवाई 90 दिनों में नहीं होती है तो यह माना जाय कि जो सूचना मांगी गई है वह देनी अनिवार्य है ।
9. जो भी सूचना अधिकारी सूचना की अर्जी लेने से इंकार करता है उस पर सख्त से सख्त कार्यवाही होनी चाहिए जनता/नागरिक जब सूचना अधिकारी के पास जाए और उसकी अर्जी को स्वीकार ना किया जाए तो एक रजिस्टर में इसकी प्रविष्टि चाहिए और वह 02 गवाहों के सामने की जाए। आयोग को इसके ऊपर प्रभावी कार्यवाही तत्काल करनी चाहिए।
10. सूचना अधिकारी, अपीलीय अधिकारी, सहायक सूचना अधिकारी, तथा नागरिक सूचना देने के लिए विभिन्न कार्यालयों में जो भी जवाब लिखने वाले अधिकारी हैं, उनको प्रशिक्षण दिया जाना चाहिए।
11. एक साल हो गया यह कानून बने लेकिन कई कार्यालयों में कार्यालय के बाहर सूचना अधिकारी और अपीलीय अधिकारी का नाम, पता, टेलिफोन नम्बर आदि का बोर्ड नहीं लगाया गया है । मुख्य आयुक्त को इसका जायजा लेना चाहिए कि कौन-कौन से कार्यालयों द्वारा यह नहीं किया गया है तथा इस पर कार्यवाई होनी चाहिए।
12. एक साल हो गया कानून को बने किंतु अभी तक कई विभागों ने अपनी वेबसाइट इन्टरनेट (Internet) पर उपलब्ध नहीं कराई है । इसका जायजा भी लिया जाना चाहिए ।
13. एक वर्ष के बाद भी कई राज्यों ने कानून के अनुसार कमिशनर नियुक्त नहीं किए हैं । केन्द्रीय आयुक्त इसके विषय में राज्यों के मुख्यमंत्रियों को लिखें ।

14. अधिनियम की धारा 5 के अंतर्गत मुख्य सूचना आयुक्त तथा सूचना आयुक्त, कानून, विज्ञान, समाज सेवा आदि क्षेत्रों से लिए जाने चाहिए व अनुभवी होने चाहिए किंतु यह देखा गया है कि अधिकतर आयुक्त सेवा निवृत्त अधिकारियों को बनाया गया है यह उचित नहीं है। अन्य क्षेत्रों के अनुभवी विशिष्ट जनों को भी अवसर मिलना चाहिए।

15. विविध प्राधिकरणों की कौन कौन सी संस्थाएँ इस कानून के अंदर आती हैं इस पर एक -मत नहीं दिखाई देता सरकार ने इस लिखित है। इसे सुस्पष्ट करने की आवश्यकता है।

16. अंतिम निर्णय देते समय कमिशनरों ने दोनों पार्टियों का पक्ष सुन कर ही निर्णय देना चाहिए।

17. जो कानून बना है उसमें संशोधन की आवश्यकता नहीं है उसमें बदलाव नहीं लाना चाहिए।

-----X-----

NATIONAL CONVENTION ON ONE YEAR OF RTI

REPORT OF PANEL - 4

(13-15 October 2006)

IMPLEMENTATION OF THE RTI IN THE STATES

Members:-

1. Shri S. Ramakrishnan, CIC Tamil Nadu
2. Justice Shri Mohd. Asgar Khan, CIC, U.P.
3. Shri G. Madhavan, CIC, Haryana
4. Shri P. Talitemjen Ao, IAS, CIC, Nagaland
5. Shri Rajan Kashyap, CIC, Punjab
6. Mrs. Padma Balasubramanian, Central Information Commissioner

Implementation of RTI in States was also discussed at Institute of Secretariat Training Management Old JNU Campus New Delhi on 13.10.2006. Almost all the State Information Commissioners participated in the deliberations. They expressed their views in respect of these issues concerning their states. The following are the recommendations in brief on implementing the RTI in the states:-

1. **AWARENESS ON RTI**

Awareness on RTI has come in the urban areas but the impact of a RTI is much less in rural areas. There is a need to take RTI at the grassroots level. The following steps may be taken in this regard:

- i) There should be training programme for both the information seekers and the information providers.

- ii) Multimedia should be used in the information dissemination.
- iii) Best practices in RTI should be show-cased.

2. **DISCLOSURE BY THE PUBLIC AUTHORITIES**

Public Authorities should provide maximum information as stipulated u/s 4 of the Act on their websites. Proactive disclosure will help people in active participation in the governance.

3. **AUTONOMY OF THE COMMISSIONS**

The Information Commissions both at the centre and the States should have financial autonomy so that they need not go to the Finance Department or to the concerned Administrative Department for funds.

The Commission should also have autonomy in matters of creation of posts and recruitment of the personnel. There is a need to augment the power of the Commission so as to enable the Commission to enforce its decisions. The Commission already has powers of a Civil Court for limited purposes. This power should be widened so as to enable the Commission to appropriately deal with contempt matters.

4. **UNIFORMITY OF RULES AND PROCEDURES**

The RTI Act gives power of framing rules to competent authority which include the Central Government, State Government and the High Courts and the Supreme Court. It is necessary that uniformity is maintained in formulating the rules and devising procedures.

5. ACCOUNTABILITY OF PUBLIC FUNCTIONARIES

All public authorities should take a pro-active role in disclosing information as mandated u/s 4 and should facilitate access of information by the citizens. The responsibility should not be left alone on PIO. The public authority itself and the first Appellate Authority within the Department should also be equally responsive and accountable.

CITIZENS' SPEAK

During the National Convention all citizens present were given opportunity to present their views. Due to paucity of time everyone could not get opportunity to speak from the dais, they were requested to submit their views in writing. The contributors were given freedom to indicate or withhold their names and other details. Some of the views submitted were as follows:

1. Additional Director and Deputy Director of Administrative Training Institute, West Bengal gave various suggestions including:
 - (a) The public authorities were facing enormous difficulties in cataloguing and indexing of records of all administrative units. The State Information Commission should be made powerful and functional in ensuring that public authorities take initiative in this regard and direct the Government for training the staff and rendering necessary support to SPIOs.
 - (b) Social audit of certain public authorities by NGOs, Citizens Forum and Civic Bodies of repute would help in fighting corruption.
2. PIO is the weakest link under the RTI Act. He/She can only be penalised under the Act. PIO needs to be provided complete infrastructure of photocopier, fax and accommodation for enabling him/her to handle the responsibility placed upon him/her.
3. Mr. Yogesh Kumar of Samarthan, Bhopal, had suggested that there was a need to create a budget line to strengthen infrastructure for CPIOs, mechanism for filing RTI applications needs to be simplified and a centralized system of monitoring the applications with a facility of citizens to check the status of their applications through internet should be put in place.
4. ED (Finance) of CONCOR suggested that PSUs were operating in a competitive environment and to enable them to have a level playing field and in the interest of running their businesses on profitable lines, they should be allowed to interpret exemption available under section 8(1)(d) of 'commercial interests' broadly.
5. Mr H.Purushotham suggested working out mile stones to be achieved by CIC/RTI in the next 5 to 10 years. He also suggested that all decision-making officers should sit in transparent rooms so that the

bribe they were receiving could be watched by any one. This could perhaps reduce corruption in public offices.

6. Mr. D.N.N. Yadav emphasised that on setting up a 'practical regime' under RTI as envisaged under the RTI Act. for which Governments to work hard in creating general awareness about the provisions of RTI Act.
7. Mr. Ramakrishnan had sought clarification if a company established under the Companies Act which is a central law should become a 'public authority' as section 2(h)(b) gave an impression that any body or institution established under any law made by the Parliament would constitute a public authority.
8. Mr. Pankti Jog attended the panel discussion on the subject 'Dealing with Challenges before RTI' and felt that the entire discussion was focused on the office of State and Central Chief Information Commissioners and other stakeholders did not get time to state their views.
9. Mr. B.L. Ghasolia of ONGC suggested that the procedure to be followed by the public authority should be incorporated in the Act which should have provisions for denying information on vexatious requests.
10. Mr. Ajay Kumar Goel of Health Care Foundation, Delhi, suggested that a separate cadre in civil services like IPS, IAS may be formed and named Indian Public Information Officer. The Central Information Commission should form a bench of more than one Commissioner to take up review of the decisions made by single Commissioner. There should be a time-limit fixed in the Office of Central Information Commission which should suo moto take up issues requiring disclosure of important information like availability of medicine blood platelets in Government hospitals during Dengue, etc. through their websites.
11. Mr. Hemanth Gupta, CPIO, HEC, Ranchi suggested that CIC should not issue notice to CPIO as the appeal was disposed of by the Appellate Authority. More over he had to collect this information from various offices which should be given show cause notices.
12. Mr. Mukesh Kumar wanted Government to take steps to propagate this Act in the illiterate population living in the village and train Village Sarpanch, District President and other elected officials of local bodies.

13. Ms. Anita Karwal, Secretary, Government of Gujarat suggested that central grants to States should be linked to procedural implications and increasing use of IT/e-governance. Records in the Government offices need to be digitized and indexed for easy retrieval. Video Conferencing should be used extensively for hearing the appeals. List of organizations owned/controlled/substantially financed should be compulsorily revealed in the proactive disclosure. Proactive disclosure of public authorities should be audited by a team of Government officials and NGOs. Compulsory training of officers of central and states on RTI should be provided.
14. Mr. Vandana Sharma of Delhi suggested that to gain appropriate benefit of the Act training programmes for citizens at large be organized so that they could ask right questions for seeking the information they were looking for.
15. Mr. Dharendra Krishna felt that the National Convention was not organized properly as the time management was lacking. The speakers were allowed beyond the time limits. There was no provision for feed back. Cultural programme was not required. Each session should have a presiding officer whose job was to ensure that the time allocated was strictly adhered to.



CENTRAL INFORMATION COMMISSION

2nd Floor, 'B' Wing, August Kranti Bhawan,
Bhikaji Cama Place, New Delhi-66
www.cic.gov.in